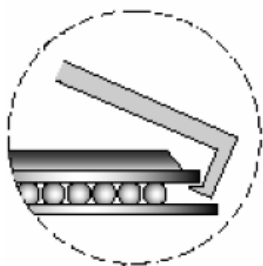
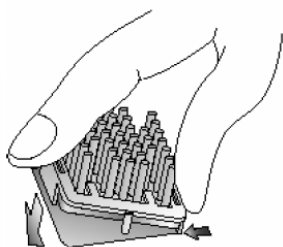


Assembling guide BGA Clipset Heatsink

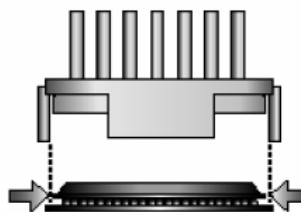
Installation



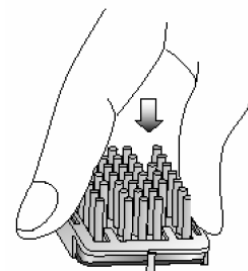
1.) Slip one side of the clip under the edge of BGA Clipset



2.) Snap on the other clip alongside BGA Clipset

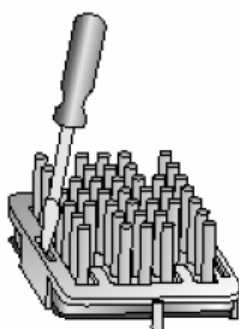


3.) Make sure the stand off are at the right position on both sides.

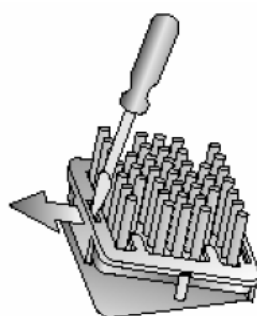


4.) Press down on other side to fasten onto the BGA Clipset

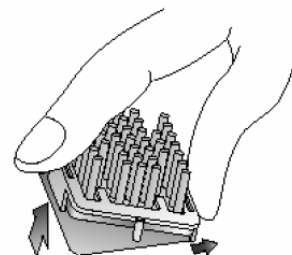
Removing



1.) Use a flat tip screw driver and stick it into any of the holes on snap on clip



2.) Pull the screwdriver back moderately to dislodge the clip.



3.) Remove loosened snap on clip and heat sink.