uwe electronic

aus Freude am Support

Produkte, Lösungen und Beratung

we love to support you

Products, Solutions and Service

Batterie Ladekontakte
Battery Probes

Batterieladekontakte / Battery Probes

Die gefederten Batterieladekontakte finden hauptsächlich in der Übertragung von Batterieladeströmen aber auch bei der Übertragung von Signalen eine Anwendung.
Der große Vorteil dieser Schnittstelle ist, dass sie hohe Ströme übertragen kann und über eine sehr hohe mechanische Lebensdauer von mehreren hunderttausend Kontaktzyklen verfügt.
Die verschiedenen Anschlussarten wie SMD, THT aber auch Crimpanschlüsse ermöglichen eine sehr große Gestaltungsfreiheit bei der Konstruktion einer Batterieladeverbindung.

Die Hauptapplikationen sind:

- Strom / Datenübertragung in Handheldgeräten und deren Dockingstationen
- Medizinische Geräte mit vibrationssicherer Stromübertragung
- Industrieapplikationen, zum Beispiel modulare Systeme mit einheitlichem Interface
- Kommunikationssysteme mit langem Lebenszyklus

Die hochwertigen Batterieladekontakte der uwe electronic eignen sich vor allem für die Ladestromübertragung als auch für die Signalübertragung. Es sind Ladeströme bis zu 30A dauerhaft möglich. Sie ermöglichen je nach Bauart eine vibrationssichere und elektromechanisch langlebige Verbindung für mehrere hunderttausend Kontaktzyklen. Die gefederten Batteriekontakte sind in folgenden Anschlussoptionen erhältlich:

- SMD - Surface Mount Technology zur maschinellen Bestückung
- THT – Through Hole Technology zur manuellen / maschinellen Bestückung
- Crimpanschluss – zur manuellen Verdrahtung
- Anschluss für Hülse
- Lötanschluss

Die Batteriekontakte der uwe electronic ermöglichen dem Entwickler eine hohe Flexibilität in seiner Konstruktion.

Die kundenspezifischen Federkontaktleisten der uwe electronic ermöglichen einen individuellen Aufbau eines federkontaktbasierten Interface. Die dagestellten Stecker sind verfügbar und eine Modifikationen ist relativ einfach möglich. Die Vorteile von federkontaktbasierten Verbindungen liegen in der mechanischen Langlebigkeit und den hohen realisierbaren Strömen. Die Kontaktleisten werden häufig in mobilen Geräten als Batterieladeinterface oder auch zur Signalübertragung genutzt.

Achtung: Änderungen und Irrtümer vorbehalten. Angaben in Millimeter (mm)

The spring loaded battery charging contacts are mainly used for transmission of battery charging currents but also in the transmission of signals.
The great advantage of this interface is that you can transfer high currents, at a very high mechanical life of several hundred thousand cycles for the contacts.
The different connection types such as SMD, THT but also crimp allow a very great freedom in designing a battery charger connection.

The main applications are:

- *Power / Data in handheld devices and their docking stations*
- *Medical devices with vibration safe power transmission*
- *Industrial applications, for example modular systems with a uniform interface*
- *PC / Communication systems with a long life cycle*

The high quality battery charging contacts of uwe electronic are mainly used for the charging and for signal transmission.
There are charging currents up to 30A continuous possible. Depending on the design the contacts can built a vibration resistant and durable electro-mechanical connection for several hundred thousand contact cycles.

The spring loaded battery contacts are available in the following connection options:

- *SMD - Surface Mount Technology for mechanical assembly*
- *THT - Through Hole Technology for manual / automated assembly*
- *Crimp - for manual wiring*
- *Connection for receptacle*
- *SC - Solder cup, for soldering*
- *The battery provide a high degree of flexibility to the designer of a product.*

The custom spring contact strips of uwe electronic enable an individual building of a spring contact based interface.
The plug connector shown are available and modifications are relatively simple. The advantages of spring contact based compounds are the mechanical durability and high realizable flows. The contact strips are often used in mobile devices as a battery charging interface or for signal transmission.

Attention: Specification and revision / changing subject without notice. Dimensions in Millimeter(mm).

© 2017 uwe electronic GmbH • Inselkammerstr. 10 • 82008 Unterhaching
Tel. +49 (0)89 – 44 11 90 0

1. Batteriekontakte SMD / Battery probes SMD

Bezeichnung Reference	Gesamtlänge (mm) Nominal length (mm)	Durchmesser (mm) Diameter (mm)	Nennstrom (A) Current rating (A)	Seite / Page
UEBK-12770	2,30	1,25	1	6
UEBK-12496	2,57	1,02	3	6
UEBK-13137	2,60	1,47	1	6
UEBK-12771	3,25	1,25	1	7
UEBK-12598	4,00	1,51	1	7
UEBK-12120	4,00	1,57	12	7
UEBK-12972	4,20	1,48	1	8
UEBK-12778	4,50	1,50	1	8
UEBK-12624	4,70	1,57	10	8
UEBK-13139	4,90	1,55	1	9
UEBK-12622	5,00	1,57	10	9
UEBK-12549	5,30	1,50	1	9
UEBK-12970	5,40	1,47	1	9
UEBK-12896	6,00	1,48	1	10
UEBK-12890	7,20	1,47	1	10
UEBK-12625	8,00	1,57	10	10
UEBK-13006	8,00	1,51	1	11
UEBK-12127	8,00	1,57	12	11
UEBK-12599	8,00	1,51	1	11
UEBK-12623	8,50	1,57	10	12
UEBK-12897	9,00	1,51	1	12
UEBK-12128	11,50	1,57	12	13
UEBK-12750	11,70	1,40	1	13

2. Batteriekontakte Einpress/Durchkontaktierung / Battery probes Pressfit/Through Hole Technology

Bezeichnung Reference	Gesamtlänge (mm) Nominal length (mm)	Durchmesser (mm) Diameter (mm)	Nennstrom (A) Current rating (A)	Seite / Page
UEBK-20541	3,05	0,54	6	14
UEBK-13157	4,25	1,60	1	14
UEBK-12498	4,32	0,69	5	14
UEBK-10872	4,40	2,03	3	15
UEBK-13065	4,56	0,76	5	15
UEBK-13140	5,60	1,51	1	15
UEBK-12971	6,80	1,80	1	16
UEBK-12618	7,20	1,57	10	16
UEBK-12616	7,50	1,57	10	16
UEBK-13010	7,50	1,50	1	17
UEBK-12193	8,03	1,75	15	17
UEBK-11322	8,26	1,37	10	17
UEBK-12001	8,26	1,37	10	18
UEBK-12899	8,30	1,50	1	18
UEBK-12782	8,50	1,60	1	18
UEBK-10717	9,02	2,29	15	19
UEBK-10741	9,47	1,37	3	19
UEBK-11271	9,47	1,37	3	19
UEBK-12401	9,47	0,86	5	20
UEBK-11054	9,47	1,37	10	20
UEBK-12469	9,46	1,37	3	21
UEBK-12285	9,46	1,37	3	21
UEBK-11023	9,46	1,37	3	21
UEBK-10147	9,76	1,37	3	21
UEBK-10303	9,76	1,37	3	21
UEBK-10149	9,76	1,37	3	21
UEBK-10152	10,26	1,37	3	21
UEBK-11060	10,16	1,37	3	21
UEBK-13143	10,02	1,57	15	22
UEBK-10758	10,03	2,03	15	22
UEBK-12635	10,16	3,30	20	22
UEBK-13071	10,48	1,57	15	23
UEBK-12619	10,50	1,57	10	23
UEBK-11552	10,95	1,50	10	23
UEBK-12617	11,00	1,57	10	24
UEBK-12751	11,40	1,60	1	24
UEBK-12539	13,21	4,50	30	24
UEBK-11290	13,03	2,03	15	25
UEBK-30998	15,00	4,97	5	25
UEBK-30999	15,00	4,97	5	25
UEBK-13129	15,57	3,30	9	26
UEBK-12298	17,93	2,54	20	26
UEBK-12891	18,10	1,97	5	26

© 2016 uwe electronic GmbH • Inselkammerstr. 10 • 82008 Unterhaching
Tel. +49 (0)89 – 44 11 90 0

2. Batteriekontakte Lötanschluss /Battery probes solder cup

Bezeichnung Reference	Gesamtlänge (mm) Nominal length (mm)	Durchmesser (mm) Diameter (mm)	Nennstrom (A) Current rating (A)	Seite / Page
UEBK-12612	7,20	1,57	10	27
UEBK-12610	7,50	1,57	10	27
UEBK-13142	10,02	1,57	15	27
UEBK-13144	10,48	1,57	15	28
UEBK-12613	10,50	1,57	10	28
UEBK-12752	10,50	1,50	1	28
UEBK-12495	10,98	2,29	25	29
UEBK-12611	11,00	1,57	10	29
UEBK-30305	11,80	2,00	2	29
UEBK-30287	11,80	4,10	6	30
UEBK-30306	11,80	4,10	6	30
UEBK-30271	11,80	2,00	4	30
UEBK-12974	12,60	1,25	1	31
UEBK-30304	13,80	4,10	10	31
UEBK-30307	15,70	6,00	8	31
UEBK-30308	15,70	6,00	8	32
UEBK-12142	17,15	2,36	15	32

3. Federkontaktleisten / spring loaded connectors

Bezeichnung Reference	Gesamtlänge (mm) Nominal length (mm)	Rastermaß (mm) Pitch (mm)	Pole Pins	Seite / Page
UEBK-12548	4,50	2,54	2	33
UEBK-12863	5,10	2,54	2	33
UEBK-12906	5,40	2,54	2	33
UEBK-12894	5,80	5,10	2	34
UEBK-12550	5,00	2,54	2	34
UEBK-12646	3,50	2,00	3	35
UEBK-12903	6,20	1,91	3	35
UEBK-13007	7,40	2,54	3	36
UEBK-12551	5,30	2,54	3	36
UEBK-12645	6,25	2,54	3	37
UEBK-12644	9,75	2,54	3	37
UEBK-13008	5,00	2,54	4	38
UEBK-12893	6,60	2,00	4	38
UEBK-12900	7,20	2,54	5	39
UEBK-12901	5,30	2,54	5	39
UEBK-13009	8,50	2,54	6	40
UEBK-12753	14,50	3,50	6	40
UEBK-12674	6,25	2,54	6	41
UEBK-12553	13,45	1,91	8	41
UEBK-12666	18,50	2,54	14	42

© 2017 uwe electronic GmbH • Inselkammerstr. 10 • 82008 Unterhaching
Tel. +49 (0)89 – 44 11 90 0

4. Federkontakte Baugruppen / Spring loaded connector sets

Bezeichnung / Reference	Gesamtlänge (mm) Nominal length (mm)	Pole Pins	Seite / Page
UEBK-30261 mit UEBK-30262	11,80	2	43
UEBK-30252 mit UEBK 30253	11,80	2	43
UEBK-30303 mit UEBK-30253	13,80	2	44
UEBK-30263 mit UEBK-30264	11,80	3	44
UEBK-30285 mit UEBK 30286	11,80	3	45
UEBK-30302 mit UEBK-30285	13,80	3	45
UEBK-30265 mit UEBK-30266	11,80	4	46
UEBK-30254 mit UEBK 30255	11,80	4	46
UEBK-30301 mit UEBK-30255	13,80	4	47
UEBK-30267 mit UEBK-30268	11,80	5	47
UEBK-30256 mit UEBK 30257	11,80	5	48
UEBK-30300 mit UEBK-30257	13,80	5	48
UEBK-30269 mit UEBK-30270	11,80	6	49
UEBK-30258 mit UEBK 30259	11,80	6	49
UEBK-30299 mit UEBK-30259	13,80	6	50

5. Schnittstellenpins und Hülsen / Interface pins & Receptacles

Bezeichnung / Reference	Gesamtlänge (mm) Nominal length (mm)	Durchmesser (mm) Diameter (mm)	Seite / Page
IF-IP-17.8-1.9	17,78	1,35	51
IF-IP-22.2-1.7	22,23	1,60	51
IF-PI-17.8-7.00	17,80	6,00	51
IF-IP-14.1-4.5	14,10	3,95	52
IF-PI-13.6-3.3	13,60	3,00	52
IF-IP-17.8-4.2	17,80	2,00	52
IF-IP-18.0-4.0	18,00	2,60	52
IF-IP-6.5-4.0	6,50	2,08	53
IF-IP-9.5-3.96	9,50	2,08	53
IF-IP-9.53-3.93	9,53	2,08	53
IF-IP-17.78-3.18	17,78	2,08	53
IF-PI-9.53-3.00	9,53	2,08	54
IF-IP-4.4-3.18	4,40	2,20	54
IF-IP-17.0-2.15	17,00	2,00	54
IF-IP-6.58-2.03	6,58	1,57	54
IF-IP-3.20-2.03	3,20	1,57	55
IF-IP-2.0-2.03	2,00	1,57	55
IF-IP-8.3-2.0	8,30	1,57	55
IF-IP-24.38-1.84	24,38	1,84	55
IF-IP-7.37-1.83	7,37	1,35	56
IF-IP-7.37-1.78	7,37	1,35	56
IF-IP-5.0-1.07	5,00	0,81	56
R-100410	Hülse für (Receptacle applicable for) UEBK-10758,10871, 10717, 11290		57
R-100737	Hülse für (Receptacle applicable for) UEBK-11054, 11271, 11742, 12001, 11322		57

6. Notizen Seite 60

© 2016 uwe electronic GmbH • Inselkammerstr. 10 • 82008 Unterhaching
Tel. +49 (0)89 – 44 11 90 0

1. Batteriekontakte SMD / Battery probes SMD

UEBK - 12770

Kolben: Messing	*(Plunger: Brass)*
Stifthülse: Messing	*(Barrel: Brass)*
Feder: Edelstahl	*(Spring: Stainless steel)*
Beschichtung: Nickel, vergoldet	*(Plating: Au over Ni)*
Nennstrom: 1 A	*(Rated Current: 1 A)*
Kontaktwiderstand: < 100 mΩ	*(Contact Resistance: < 100 mΩ)*
Minimum Raster: 1,91 mm	*(Minimum Center: 1,91 mm)*
Max Hub: 0,72 mm	*(Max. travel: 0,72 mm)*
Empfohlener Hub: 0,12 mm	*(Recommended travel: 0,12 mm)*
Federkraft: 0,3 N bei Nennfederweglänge	*(Spring Force: 0,3 N @ working height)*

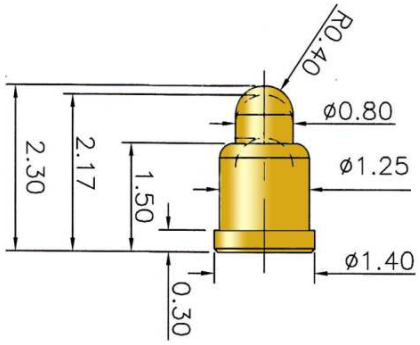

UEBK - 12496

Kolben: Beryllium - Kupfer, vergoldet	*(Plunger: Beryllium - Copper, gold plated)*
Stifthülse: Messing, vergoldet	*(Barrel: Brass, gold plated)*
Feder: Edelstahl	*(Spring: Stainless steel)*
Nennstrom: 3 A	*(Rated Current: 3 A)*
Kontaktwiderstand: < 10 mΩ	*(Contact Resistance: < 10 mΩ)*
Minimum Raster: 1,78 mm	*(Minimum Center: 1,78 mm)*
Max Hub: 0,76 mm	*(Max. travel: 0,76 mm)*
Empfohlener Hub: 0,76 mm	*(Recommended travel: 0,76 mm)*
Federkraft: 0,48 N bei Nennfederweglänge	*(Spring Force: 0,48 N @ working height)*

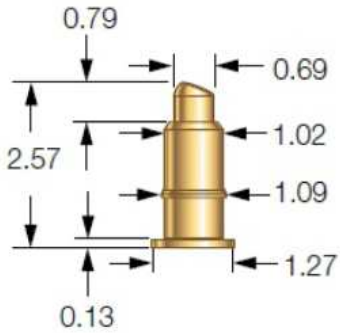

UEBK - 13137

Kolben: Messing	*(Plunger: Brass)*
Stifthülse: Messing	*(Barrel: Brass)*
Feder: Edelstahl	*(Spring: Stainless steel*
Beschichtung: Vergoldet	*(Plating: Gold plated)*
Nennstrom: 1 A	*(Rated Current: 1 A)*
Kontaktwiderstand: < 100 mΩ	*(Contact Resistance: < 100 mΩ)*
Minimum Raster: 2,54 mm	*(Minimum Center: 2,54 mm)*
Max Hub: 0,90 mm	*(Max. travel: 0,90 mm)*
Empfohlener Hub: 0,60 mm	*(Recommended travel: 0,60 mm)*
Federkraft: 1,0 N bei Nennfederweglänge	*(Spring Force: 1,0 N@ working height)*

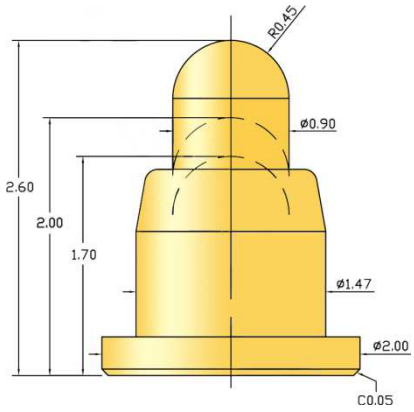

© 2017 uwe electronic GmbH • Inselkammerstr. 10 • 82008 Unterhaching
Tel. +49 (0)89 – 44 11 90 0

1. Batteriekontakte SMD / Battery probes SMD

UEBK - 12771

Kolben: Messing	*(Plunger: Brass)*
Stifthülse: Messing	*(Barrel: Brass)*
Feder: Edelstahl	*(Spring: Stainless steel*
Beschichtung: Nickel, vergoldet	*(Plating: Au over Ni)*
Nennstrom: 1 A	*(Rated Current: 1 A)*
Kontaktwiderstand: < 100 mΩ	*(Contact Resistance: < 100 mΩ)*
Minimum Raster: 2,54 mm	*(Minimum Center: 2,54 mm)*
Max Hub: 1,05 mm	*(Max. travel: 1,05 mm)*
Empfohlener Hub: 0,10 mm	*(Recommended travel: 0,10 mm)*
Federkraft: 0,3 N bei Nennfederweglänge	*(Spring Force: 0,3 N @ working height)*

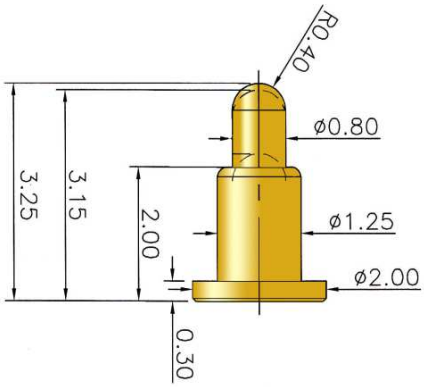

UEBK - 12598

Kolben: Messing	*(Plunger: Brass)*
Stifthülse: Messing	*(Barrel: Brass)*
Feder: Edelstahl	*(Spring: Stainless steel)*
Beschichtung: Nickel, vergoldet	*(Plating: Au over Ni)*
Nennstrom: 1 A	*(Rated Current: 1 A)*
Kontaktwiderstand: < 50 mΩ	*(Contact Resistance: < 50 mΩ)*
Minimum Raster: 1,91 mm	*(Minimum Center: 1,91 mm)*
Max Hub: 1,50 mm	*(Max. travel: 1,50 mm)*
Empfohlener Hub: 1,00 mm	*(Recommended travel: 1,00 mm)*
Federkraft: 1,0 N bei Nennfederweglänge	*(Spring Force: 1,0 N @ working height)*

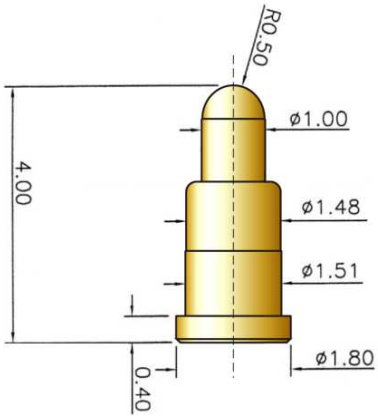

UEBK - 12120

Kolben: gehärtetes Kupfer – Beryllium	*(Plunger: hardened Copper - Beryllium)*
Stifthülse: Messing	*(Barrel: Brass)*
Feder: Edelstahl	*(Spring: Stainless steel)*
Beschichtung: Nickel, vergoldet	*(Plating: Au over Ni)*
Nennstrom: 12 A	*(Rated Current: 12 A)*
Kontaktwiderstand: < 10 mΩ	*(Contact Resistance: < 10 mΩ)*
Minimum Raster: 2,54 mm	*(Minimum Center: 2,54 mm)*
Max Hub: 1,00 mm	*(Max. travel: 1,00 mm)*
Empfohlener Hub: 1,00 mm	*(Recommended travel: 1,00 mm)*
Federkraft: 1,1 N bei Nennfederweglänge	*(Spring Force: 1,1 N @ working height)*

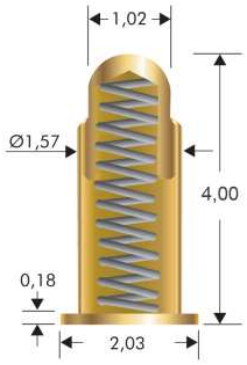

© 2016 uwe electronic GmbH • Inselkammerstr. 10 • 82008 Unterhaching
Tel. +49 (0)89 – 44 11 90 0

1. Batteriekontakte SMD / Battery probes SMD

UEBK - 12972

Kolben: Messing	*(Plunger: Brass)*
Stifthülse: Messing	*(Barrel: Brass)*
Feder: Edelstahl	*(Spring: Stainless steel)*
Beschichtung: Nickel, vergoldet	*(Plating: Au over Ni)*
Nennstrom: 1 A	*(Rated Current: 1 A)*
Kontaktwiderstand: < 50 mΩ	*(Contact Resistance: < 50 mΩ)*
Minimum Raster: 1,91 mm	*(Minimum Center: 1,91 mm)*
Max Hub: 1,30 mm	*(Max. travel: 1,30 mm)*
Empfohlener Hub: 1,00 mm	*(Recommended travel: 1,00 mm)*
Federkraft: 1,3 N bei Nennfederweglänge	*(Spring Force: 1,3 N @ working height)*

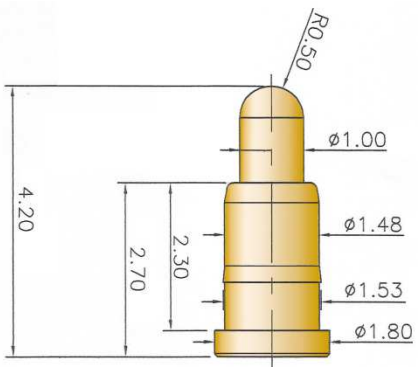

UEBK - 12778

Kolben: Messing	*(Plunger: Brass)*
Stifthülse: Messing	*(Barrel: Brass)*
Feder: Edelstahl	*(Spring: Stainless steel*
Beschichtung: Nickel, vergoldet	*(Plating: Au over Ni)*
Nennstrom: 1 A	*(Rated Current: 1 A)*
Kontaktwiderstand: < 100 mΩ	*(Contact Resistance: < 100 mΩ)*
Minimum Raster: 2,54 mm	*(Minimum Center: 2,54 mm)*
Max Hub: 1,50 mm	*(Max. travel: 1,50 mm)*
Empfohlener Hub: 0,80 mm	*(Recommended travel: 0,80 mm)*
Federkraft: 1,2 N bei Nennfederweglänge	*(Spring Force: 1,2 N @ working height)*

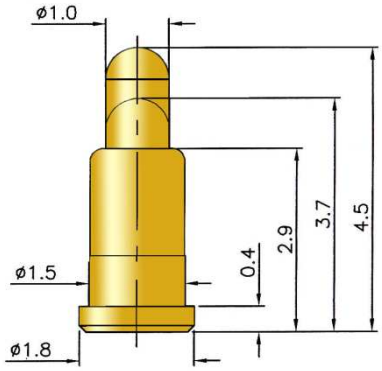

UEBK-12624

Kolben: Messing, vergoldet	*(Plunger: Brass, gold plated)*
Stifthülse: Messing, vergoldet	*(Barrel: Brass, gold plated)*
Feder: Edelstahl	*(Spring: stainless steel)*
Besonderheiten: Bias Kolben	*(Special feature: Bias plunger design)*
Nennstrom: 10 A	*(Rated Current: 10 A)*
Kontaktwiderstand: < 10 mΩ	*(Contact Resistance: < 10 mΩ)*
Minimum Raster: 2,54 mm	*(Minimum Center: 2,54 mm)*
Max Hub: 0,71 mm	*(Max. travel: 0,71 mm)*
Empfohlener Hub: 0,71 mm	*(Recommended travel: 0,71 mm)*
Federkraft: 0,88 N bei Nennfederweglänge	*(Spring Force: 0,88 N @ working height)*

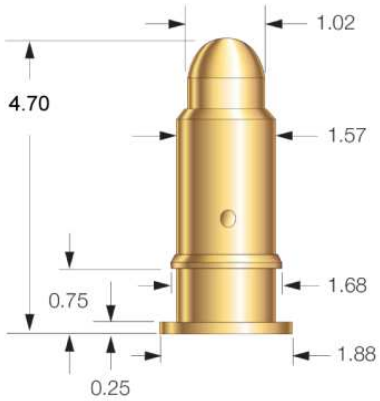

© 2017 uwe electronic GmbH • Inselkammerstr. 10 • 82008 Unterhaching
Tel. +49 (0)89 – 44 11 90 0

1. Batteriekontakte SMD / Battery probes SMD

UEBK - 13139

Kolben: Messing	*(Plunger: Brass)*
Stifthülse: Messing	*(Barrel: Brass)*
Feder: Edelstahl	*(Spring: Stainless steel)*
Beschichtung: Nickel, vergoldet	*(Plating: Au over Ni)*
Nennstrom: 1 A	*(Rated Current: 1 A)*
Kontaktwiderstand: < 50 mΩ	*(Contact Resistance: < 50 mΩ)*
Minimum Raster: 1,91 mm	*(Minimum Center: 1,91 mm)*
Max Hub: 1,40 mm	*(Max. travel: 1,40 mm)*
Empfohlener Hub: 1,00 mm	*(Recommended travel: 1,00 mm)*
Federkraft: 1,2 N bei Nennfederweglänge	*(Spring Force: 1,2 N @ working height)*

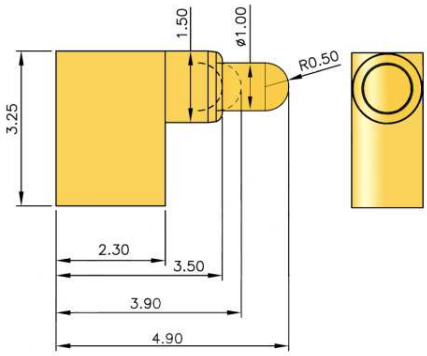

UEBK - 12622

Kolben: Messing, vergoldet	*(Plunger: Brass, gold plated)*
Stifthülse: Messing, vergoldet	*(Barrel: Brass, gold plated)*
Feder: Edelstahl	*(Spring: stainless steel)*
Besonderheiten: Bias Kolben	*(Special feature: Bias plunger design)*
Nennstrom: 10 A	*(Rated Current: 10 A)*
Kontaktwiderstand: < 10 mΩ	*(Contact Resistance: < 10 mΩ)*
Minimum Raster: 2,54 mm	*(Minimum Center: 2,54 mm)*
Max Hub: 1,00 mm	*(Max. travel: 1,00 mm)*
Empfohlener Hub: 1,00 mm	*(Recommended travel: 1,00 mm)*
Federkraft: 0,88 N bei Nennfederweglänge	*(Spring Force: 0,88 N @ working height)*

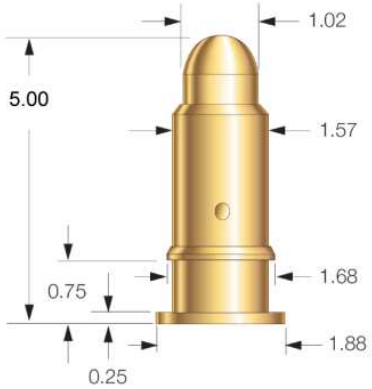

UEBK - 12549

Kolben: Messing	*(Plunger: Brass)*
Stifthülse: Messing	*(Barrel: Brass)*
Feder: Edelstahl	*(Spring: Stainless steel)*
Beschichtung: Nickel, vergoldet	*(Plating: Au over Ni)*
Nennstrom: 1 A	*(Rated Current: 1 A)*
Kontaktwiderstand: < 50 mΩ	*(Contact Resistance: < 50 mΩ)*
Minimum Raster: 1,91 mm	*(Minimum Center: 1,91 mm)*
Max Hub: 1,40 mm	*(Max. travel: 1,40 mm)*
Empfohlener Hub: 1,00 mm	*(Recommended travel: 1,00 mm)*
Federkraft: 1,2 N bei Nennfederweglänge	*(Spring Force: 1,2 N @ working height)*

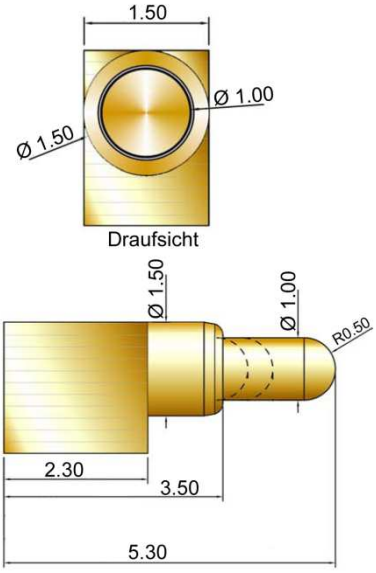

© 2016 uwe electronic GmbH • Inselkammerstr. 10 • 82008 Unterhaching
Tel. +49 (0)89 – 44 11 90 0

1. Batteriekontakte SMD / Battery probes SMD

UEBK - 12970

Kolben: Messing	*(Plunger: Brass)*
Stifthülse: Messing	*(Barrel: Brass)*
Feder: Edelstahl	*(Spring: Stainless steel)*
Beschichtung: Nickel, vergoldet	*(Plating: Au over Ni)*
Nennstrom: 1 A	*(Rated Current: 1 A)*
Kontaktwiderstand: < 100 mΩ	*(Contact Resistance: < 100 mΩ)*
Minimum Raster: 2,54 mm	*(Minimum Center: 2,54 mm)*
Max Hub: 1,80 mm	*(Max. travel: 1,80 mm)*
Empfohlener Hub: 1,60 mm	*(Recommended travel: 1,60 mm)*
Federkraft: 4 N bei Nennfederweglänge	*(Spring Force: 4 N @ working height)*

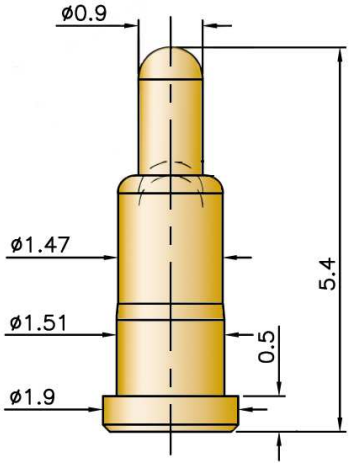

UEBK - 12896

Kolben: Messing	*(Plunger: Brass)*
Stifthülse: Messing	*(Barrel: Brass)*
Feder: Edelstahl	*(Spring: Stainless steel)*
Beschichtung: Nickel, vergoldet	*(Plating: Au over Ni)*
Nennstrom: 1 A	*(Rated Current: 1 A)*
Kontaktwiderstand: < 50 mΩ	*(Contact Resistance: < 50 mΩ)*
Minimum Raster: 2,54 mm	*(Minimum Center: 2,54 mm)*
Max Hub: 1,50 mm	*(Max. travel: 1,50 mm)*
Empfohlener Hub: 1,20 mm	*(Recommended travel: 1,20 mm)*
Federkraft: 1,2 N bei Nennfederweglänge	*(Spring Force: 1,2 N @ working height)*

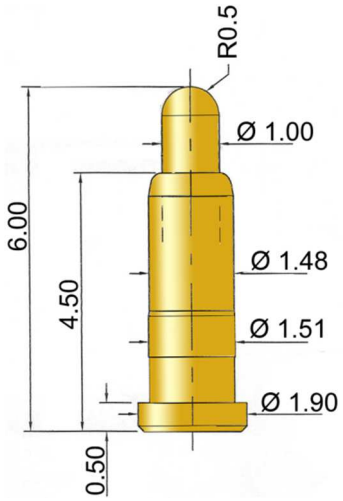

UEBK - 12890

Kolben: Messing	*(Plunger: Brass)*
Stifthülse: Messing	*(Barrel: Brass)*
Feder: Edelstahl	*(Spring: Stainless steel)*
Beschichtung: Nickel, vergoldet	*(Plating: Au over Ni)*
Nennstrom: 1 A	*(Rated Current: 1 A)*
Kontaktwiderstand: < 100 mΩ	*(Contact Resistance: < 100 mΩ)*
Minimum Raster: 2,54 mm	*(Minimum Center: 2,54 mm)*
Max Hub: 2,80 mm	*(Max. travel: 2,80 mm)*
Empfohlener Hub: 2,60 mm	*(Recommended travel: 2,60 mm)*
Federkraft: 1,2 N bei Nennfederweglänge	*(Spring Force: 1,2 N @ working height)*

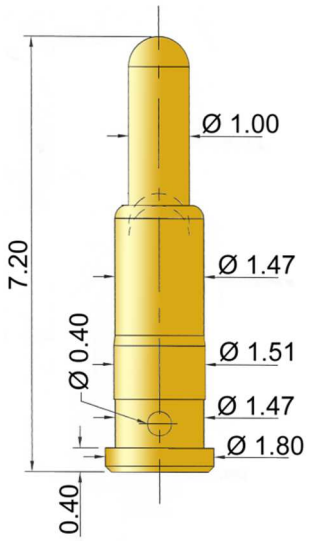

© 2017 uwe electronic GmbH • Inselkammerstr. 10 • 82008 Unterhaching
Tel. +49 (0)89 – 44 11 90 0

1. Batteriekontakte SMD / Battery probes SMD

UEBK - 12625

Kolben: Messing, vergoldet	*(Plunger: Brass, gold plated)*
Stifthülse: Messing, vergoldet	*(Barrel: Brass, gold plated)*
Feder: Edelstahl	*(Spring: Stainless steel)*
Besonderheiten: Bias Kolben	*(Special feature: Bias plunger design)*
Nennstrom: 10 A	*(Rated Current: 10 A)*
Kontaktwiderstand: < 10 mΩ	*(Contact Resistance: < 10 mΩ)*
Minimum Raster: 2,54 mm	*(Minimum Center: 2,54 mm)*
Max Hub: 2,00 mm	*(Max. travel: 2,00 mm)*
Empfohlener Hub: 2,00 mm	*(Recommended travel: 2,00 mm)*
Federkraft: 0,82 N bei Nennfederweglänge	*(Spring Force: 0,82 N @ working height)*

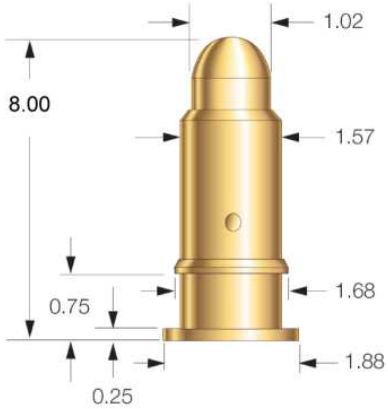

UEBK - 13006

Kolben: Kupfer bleifrei	*(Plunger: Lead free copper)*
Stifthülse: Kupfer bleifrei	*(Barrel: Lead free copper)*
Feder: Edelstahl	*(Spring: Stainless steel)*
Beschichtung: Nickel, vergoldet	*(Plating: Au over Ni)*
Nennstrom: 1 A	*(Rated Current: 1 A)*
Kontaktwiderstand: < 30 mΩ	*(Contact Resistance: < 30 mΩ)*
Minimum Raster: 3,00 mm	*(Minimum Centers: 3,00 mm)*
Max Hub: 1,80 mm	*(Max. travel: 1,80 mm)*
Empfohlener Hub: 1,10 mm	*(Recommended travel: 1,10 mm)*
Federkraft: 0,65 N bei Nennfederweglänge	*(Spring Force: 0,65 N @ working height)*

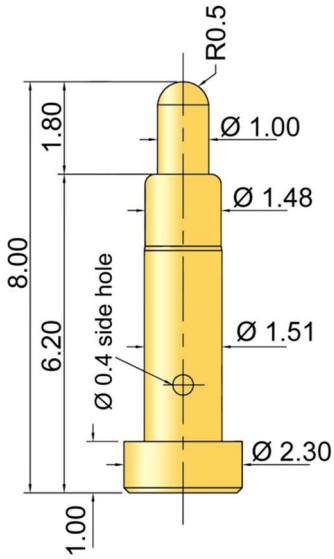

UEBK - 12127

Kolben: gehärtetes Kupfer - Beryllium	*(Plunger: hardened Copper - Beryllium)*
Stifthülse: Messing	*(Barrel: Brass)*
Feder: Edelstahl	*(Spring: Stainless steel)*
Beschichtung: Nickel, vergoldet	*(Plating: Au over Ni)*
Nennstrom: 12 A	*(Rated Current: 12 A)*
Kontaktwiderstand: < 10 mΩ	*(Contact Resistance: < 10 mΩ)*
Minimum Raster: 2,54 mm	*(Minimum Centers: 2,54 mm)*
Max Hub: 2,00 mm	*(Max. travel: 2,00 mm)*
Empfohlener Hub: 2,00 mm	*(Recommended travel: 2,00 mm)*
Federkraft: 1,1 N bei Nennfederweglänge	*(Spring Force: 1,1 N @ working height)*

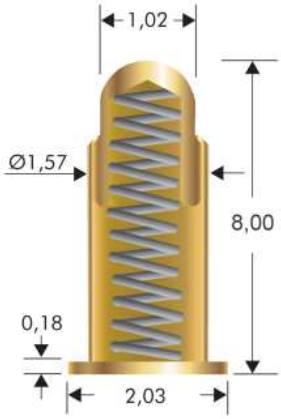

© 2016 uwe electronic GmbH • Inselkammerstr. 10 • 82008 Unterhaching
Tel. +49 (0)89 – 44 11 90 0

1. Batteriekontakte SMD / Battery probes SMD

UEBK - 12599

Kolben: Messing	*(Plunger: Brass)*
Stifthülse: Messing	*(Barrel: Brass)*
Feder: Edelstahl	*(Spring: Stainless steel)*
Beschichtung: Nickel, vergoldet	*(Plating: Au over Ni)*
Nennstrom: 1 A	*(Rated Current: 1 A)*
Kontaktwiderstand: < 50 mΩ	*(Contact Resistance: < 50 mΩ)*
Minimum Raster: 1,91 mm	*(Minimum Centers: 1,91 mm)*
Max Hub: 1,50 mm	*(Max. travel: 1,50 mm)*
Empfohlener Hub: 1,00 mm	*(Recommended travel: 1,00 mm)*
Federkraft: 1,0 N bei Nennfederweglänge	*(Spring Force: 1,0 N @ working height)*

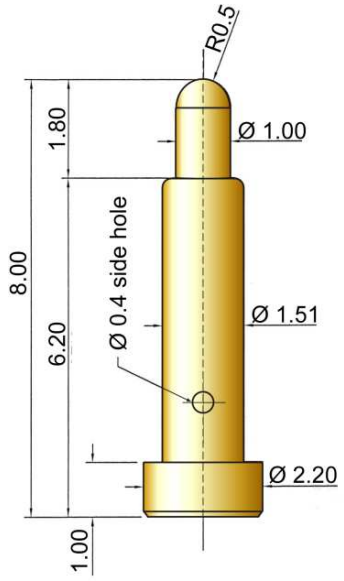

UEBK - 12623

Kolben: Messing, vergoldet	*(Plunger: Brass, gold plated)*
Stifthülse: Messing, vergoldet	*(Barrel: Brass, gold plated)*
Feder: Edelstahl	*(Spring: Stainless steel)*
Besonderheiten: Bias Kolben	*(Special feature: Bias plunger design)*
Nennstrom: 10 A	*(Rated Current: 10 A)*
Kontaktwiderstand: < 10 mΩ	*(Contact Resistance: < 10 mΩ)*
Minimum Raster: 2,54 mm	*(Minimum Centers: 2,54 mm)*
Max Hub: 2,50 mm	*(Max. travel: 2,50 mm)*
Empfohlener Hub: 2,50 mm	*(Recommended travel: 2,50 mm)*
Federkraft: 0,82 N bei Nennfederweglänge	*(Spring Force: 0,82 N @ working height)*

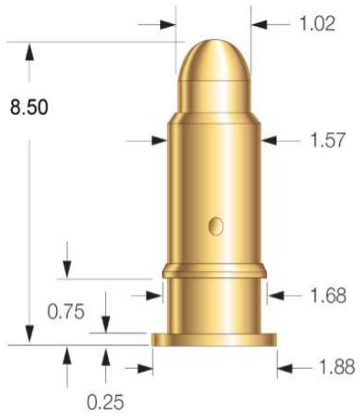

UEBK - 12897

Kolben: Messing	*(Plunger: Brass)*
Stifthülse: Messing	*(Barrel: Brass)*
Feder: Edelstahl	*(Spring: Stainless steel)*
Beschichtung: Nickel, vergoldet	*(Plating: Au over Ni)*
Nennstrom: 1 A	*(Rated Current: 1 A)*
Kontaktwiderstand: < 50 mΩ	*(Contact Resistance: < 50 mΩ)*
Minimum Raster: 2,54 mm	*(Minimum Centers: 2,54 mm)*
Max Hub: 2,10 mm	*(Max. travel: 2,10 mm)*
Empfohlener Hub: 1,20 mm	*(Recommended travel: 1,20 mm)*
Federkraft: 1,0 N bei Nennfederweglänge	*(Spring Force: 1,0 N @ working height)*

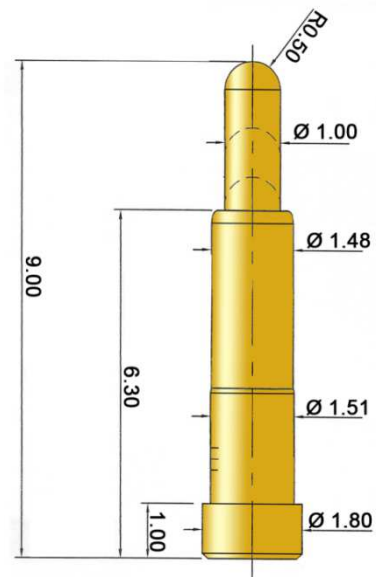

© 2017 uwe electronic GmbH • Inselkammerstr. 10 • 82008 Unterhaching
Tel. +49 (0)89 – 44 11 90 0

1. Batteriekontakte SMD / Battery probes SMD

UEBK - 12128

Kolben: gehärtetes Kupfer-Beryllium	*(Plunger: hardened copper-beryllium)*
Stifthülse: Messing	*(Barrel: Brass)*
Feder: Edelstahl	*(Spring: Stainless steel)*
Beschichtung: Nickel, vergoldet	*(Plating: Au over Ni)*
Nennstrom: 12 A	*(Rated Current: 12 A)*
Kontaktwiderstand: < 10 mΩ	*(Contact Resistance: < 10 mΩ)*
Minimum Raster: 2,54 mm	*(Minimum Centers: 2,54 mm)*
Max Hub: 2,54 mm	*(Max. travel: 2,54 mm)*
Empfohlener Hub: 2,54 mm	*(Recommended travel: 2,54 mm)*
Federkraft: 1,1 N bei Nennfederweglänge	*(Spring Force: 1,1 N @ working height)*

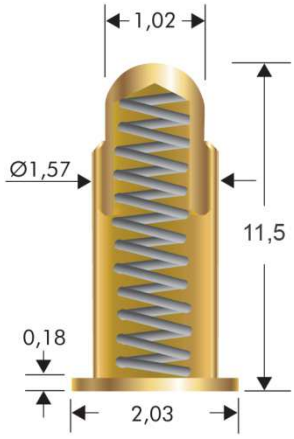

UEBK - 12750

Kolben: Messing	*(Plunger: Brass)*
Stifthülse: Messing	*(Barrel: Brass)*
Feder: Edelstahl	*(Spring: Stainless steel)*
Beschichtung: Nickel, vergoldet	*(Plating: Au over Ni)*
Nennstrom: 1 A	*(Rated Current: 1 A)*
Kontaktwiderstand: < 100 mΩ	*(Contact Resistance: < 100 mΩ)*
Minimum Raster: 2,54 mm	*(Minimum Centers: 2,54 mm)*
Max Hub: 2,70 mm	*(Max. travel: 2,70 mm)*
Empfohlener Hub: 2,00 mm	*(Recommended travel: 2,00 mm)*
Federkraft: 1,3 N bei Nennfederweglänge	*(Spring Force: 1,3 N @ working height)*

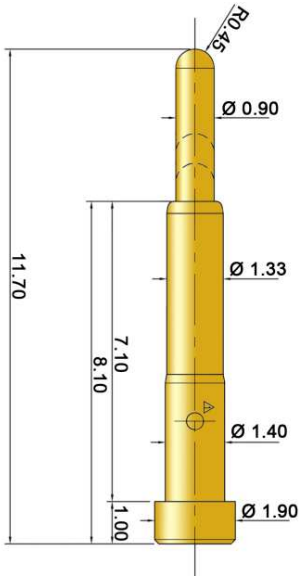

© 2016 uwe electronic GmbH • Inselkammerstr. 10 • 82008 Unterhaching
Tel. +49 (0)89 – 44 11 90 0

UEBK - 20541

Kolben: Beryllium - Kupfer, vergoldet	*(Plunger:* Beryllium - Copper*, gold plated)*
Stifthülse: Beryllium - Kupfer, vergoldet	*(Barrel:* Beryllium - Copper *, gold plated)*
Feder: Federstahldraht	*(Spring: Music Wire)*
Nennstrom: 6 A	*(Rated Current: 6 A)*
Kontaktwiderstand: < 50 mΩ	*(Contact Resistance: < 50 mΩ)*
Minimum Raster: 0,75 mm	*(Minimum Centers: 0,75 mm)*
Max Hub: 0,64 mm	*(Max. travel: 0,64 mm)*
Empfohlener Hub: 0,55 mm	*(Recommended travel: 0,55 mm)*
Federkraft: 0,43 N bei Nennfederweglänge	*(Spring Force: 0,43 N @ working height)*

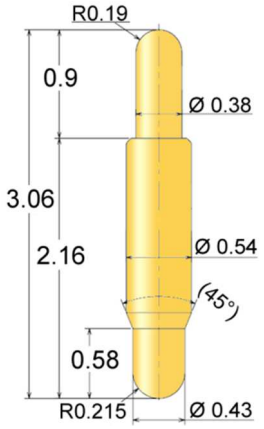

UEBK - 13157

Kolben: Messing	*(Plunger: Brass)*
Stifthülse: Messing	*(Barrel: Brass)*
Feder: Beryllium - Kupfer	*(Spring: Beryllium - Copper)*
Beschichtung: Nickel, vergoldet	*(Plating: Au over Ni)*
Nennstrom: 1 A	*(Rated Current: 1 A)*
Kontaktwiderstand: < 20 mΩ	*(Contact Resistance: < 20 mΩ)*
Minimum Raster: 1,91 mm	*(Minimum Centers: 1,91 mm)*
Max Hub: 0,90 mm	*(Max. travel: 0,90 mm)*
Empfohlener Hub: 0,60 mm	*(Recommended travel: 0,60 mm)*
Federkraft: 1,0 N bei Nennfederweglänge	*(Spring Force: 1,0 N @ working height)*

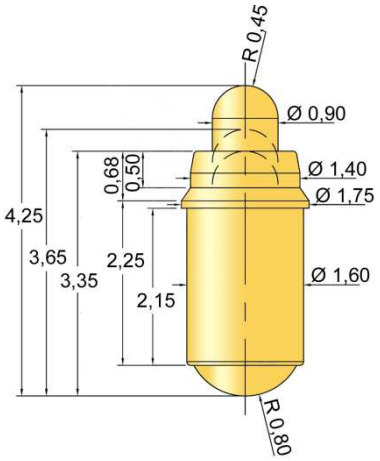

UEBK - 12498

Kolben: Kupfer - Beryllium	*(Plunger: Copper - Beryllium)*
Stifthülse: Nickel - Silber	*(Barrel: Nickel - Silver)*
Feder: Edelstahl	*(Spring: Stainless steel)*
Beschichtung: vergoldet	*(Plating: gold)*
Nennstrom: 5 A	*(Rated Current: 5 A)*
Kontaktwiderstand: < 20 mΩ	*(Contact Resistance: < 20 mΩ)*
Minimum Raster: 1,27 mm	*(Minimum Centers: 1,27 mm)*
Max Hub: 0,71 mm	*(Max. travel: 0,71 mm)*
Empfohlener Hub: 0,51 mm	*(Recommended travel: 0,51mm)*
Federkraft: 0,39 N bei Nennfederweglänge	*(Spring Force: 0,39 N @ working height)*
Anschluss: Pressfit	*(Connection: Pressfit)*

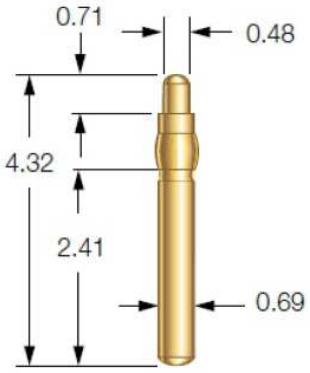

© 2017 uwe electronic GmbH • Inselkammerstr. 10 • 82008 Unterhaching
Tel. +49 (0)89 – 44 11 90 0

UEBK - 10872

Kolben: gehärtetes Kupfer - Beryllium	*(Plunger: hardened Copper-Beryllium)*
Stifthülse: Nickel - Silber	*(Barrel: Nickel - Silver)*
Feder: Edelstahl	*(Spring: Stainless steel)*
Beschichtung: vergoldet	*(Plating: gold)*
Nennstrom: 3 A	*(Rated Current: 3 A)*
Kontaktwiderstand: < 10 mΩ	*(Contact Resistance: < 10 mΩ)*
Minimum Raster: 4,45 mm	*(Minimum Centers: 4,45 mm)*
Max Hub: 1,02 mm	*(Max. travel: 1,02 mm)*
Empfohlener Hub: 0,69 mm	*(Recommended travel: 0,69 mm)*
Federkraft: 1,45 N bei Nennfederweglänge	*(Spring Force: 1,45 N @ working height)*
Anschluss: Befestigungsflansch	*(Connection: Mounting flange)*

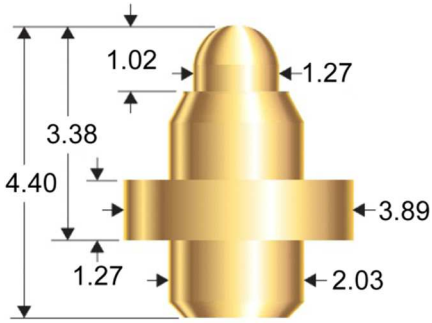

UEBK - 13065

Kolben: gehärtetes Beryllium - Kupfer	*(Plunger: hardened Beryllium - Copper)*
Stifthülse: Messing	*(Barrel: Brass)*
Feder: Federstahl	*(Spring: Music Wire)*
Beschichtung: vergoldet	*(Plating: gold)*
Nennstrom: 5 A	*(Rated Current: 5 A)*
Kontaktwiderstand: < 50 mΩ	*(Contact Resistance: < 50 mΩ)*
Minimum Raster: 0,96 mm	*(Minimum Centers: 0,96 mm)*
Max Hub: 0,80 mm, beide Seiten zusammen	*(Max. travel: 0,80 mm, both sides together)*
Empfohlener Hub: 0,69 mm, beide Seiten zusammen	*(Recommended travel: 0,69 mm, both sides together)*
Federkraft: 0,68 N bei Nennfederweglänge	*(Spring Force: 0,68 N @ working height)*
Anschluss: schwimmend	*(Connection: Floating)*

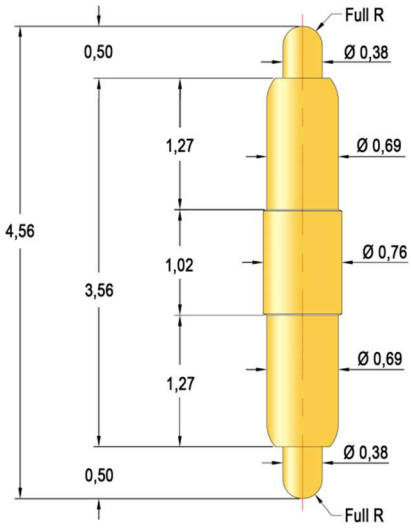

UEBK - 13140

Kolben: Messing	*(Plunger: Brass)*
Stifthülse: Messing	*(Barrel: Brass)*
Feder: Edelstahl	*(Spring: Stainless steel)*
Beschichtung: Nickel, vergoldet	*(Plating: Au over Ni)*
Nennstrom: 1 A	*(Rated Current: 1 A)*
Kontaktwiderstand: < 50 mΩ	*(Contact Resistance: < 50 mΩ)*
Minimum Raster: 2,54 mm	*(Minimum Centers: 2,54 mm)*
Max Hub: 1,70 mm	*(Max. travel: 1,70 mm)*
Empfohlener Hub: 1,40 mm	*(Recommended travel: 1,40 mm)*
Federkraft: 0,90 N bei Nennfederweglänge	*(Spring Force: 0,90 N @ working height)*

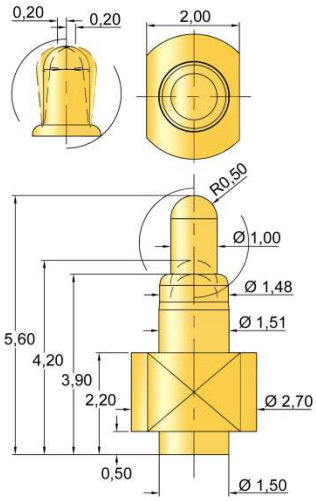

© 2016 uwe electronic GmbH • Inselkammerstr. 10 • 82008 Unterhaching
Tel. +49 (0)89 – 44 11 90 0

UEBK - 12971

Kolben: Messing	*(Plunger: Brass)*
Stifthülse: Messing	*(Barrel: Brass)*
Feder: Edelstahl	*(Spring: Stainless steel)*
Beschichtung: Nickel, vergoldet	*(Plating: Au over Ni)*
Nennstrom: 1 A	*(Rated Current: 1 A)*
Kontaktwiderstand: < 100 mΩ	*(Contact Resistance: < 100 mΩ)*
Minimum Raster: 1,91 mm	*(Minimum Centers: 1,91 mm)*
Max Hub: 2,30 mm	*(Max. travel: 2,30 mm)*
Empfohlener Hub: 2,00 mm	*(Recommended travel: 2,00 mm)*
Federkraft: 0,80 N bei Nennfederweglänge	*(Spring Force: 0,80 N @ working height)*

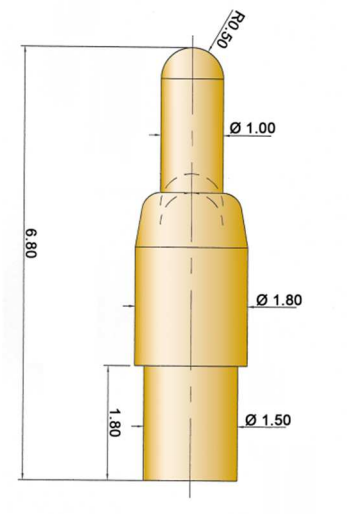

UEBK - 12618

Kolben: Messing	*(Plunger: Brass)*
Stifthülse: Messing	*(Barrel: Brass)*
Feder: Edelstahl	*(Spring: Stainless steel)*
Beschichtung: Nickel, vergoldet	*(Plating: Au over Ni)*
Besonderheiten: Bias Kolben	*(Special features: Bias plunger design)*
Nennstrom: 10 A	*(Rated Current: 10 A)*
Kontaktwiderstand: < 10 mΩ	*(Contact Resistance: < 10 mΩ)*
Minimum Raster: 2,54 mm	*(Minimum Centers: 2,54 mm)*
Max Hub: 0,71 mm	*(Max. travel: 0,71 mm)*
Empfohlener Hub: 0,71 mm	*(Recommended travel: 0,71 mm)*
Federkraft: 0,88 N bei Nennfederweglänge	*(Spring Force: 0,88 N @ working height)*

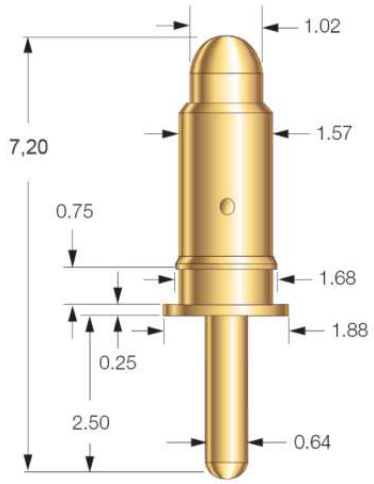

UEBK - 12616

Kolben: Messing	*(Plunger: Brass)*
Stifthülse: Messing	*(Barrel: Brass)*
Feder: Edelstahl	*(Spring: Stainless steel)*
Beschichtung: Nickel, vergoldet	*(Plating: Au over Ni)*
Besonderheiten: Bias Kolben	*(Special features: Bias plunger design)*
Nennstrom: 10 A	*(Rated Current: 10 A)*
Kontaktwiderstand: < 10 mΩ	*(Contact Resistance: < 10 mΩ)*
Minimum Raster: 2,54 mm	*(Minimum Centers: 2,54 mm)*
Max Hub: 1,00 mm	*(Max. travel: 1,00 mm)*
Empfohlener Hub: 1,00 mm	*(Recommended travel: 1,00 mm)*
Federkraft: 0,88 N bei Nennfederweglänge	*(Spring Force: 0,88 N @ working height)*

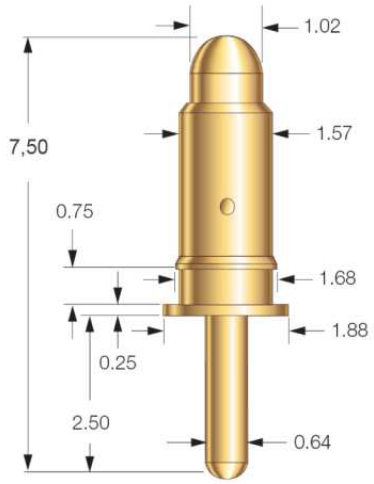

© 2017 uwe electronic GmbH • Inselkammerstr. 10 • 82008 Unterhaching
Tel. +49 (0)89 – 44 11 90 0

2. Batteriekontakte Einpress/Durchkontaktierung / Battery probes Pressfit/Through Hole Technology

UEBK - 13010

Kolben: Messing	*(Plunger: Brass)*
Stifthülse: Messing	*(Barrel: Brass)*
Feder: Edelstahl	*(Spring: Stainless steel)*
Beschichtung: Nickel, vergoldet	*(Plating: Au over Ni)*
Nennstrom: 1 A	*(Rated Current: 1 A)*
Kontaktwiderstand: < 50 mΩ	*(Contact Resistance: < 50 mΩ)*
Minimum Raster: 2,54 mm	*(Minimum Centers: 2,54 mm)*
Max Hub: 1,50 mm	*(Max. travel: 1,50 mm)*
Empfohlener Hub: 1,40 mm	*(Recommended travel: 1,40 mm)*
Federkraft: 1,4 N bei Nennfederweglänge	*(Spring Force: 1,4 N @ working height)*

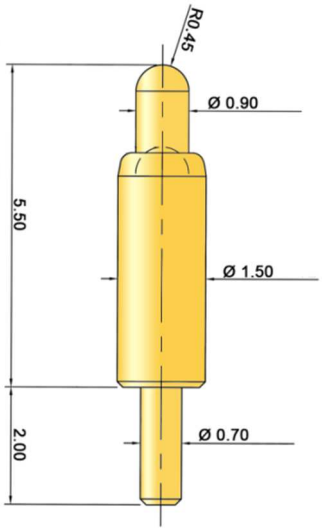

UEBK - 12193

Kolben: gehärtetes Beryllium - Kupfer	*(Plunger: hardened Beryllium - Copper)*
Stifthülse: Nickel-Silber	*(Barrel: Nickel - Silver)*
Feder: Edelstahl	*(Spring: Stainless steel)*
Beschichtung: vergoldet	*(Plating: gold plated)*
Nennstrom: 15 A	*(Rated Current: 15 A)*
Kontaktwiderstand: < 6 mΩ	*(Contact Resistance: < 6 mΩ)*
Minimum Raster: 2,54 mm	*(Minimum Centers: 2,54 mm)*
Max Hub: 2,54 mm	*(Max. travel: 2,54 mm)*
Empfohlener Hub: 1,70 mm	*(Recommended travel: 1,70 mm)*
Federkraft: 0,74 N bei Nennfederweglänge	*(Spring Force: 0,74 N @ working height)*
Anschluss: Pressfit	*(Connection: Pressfit)*

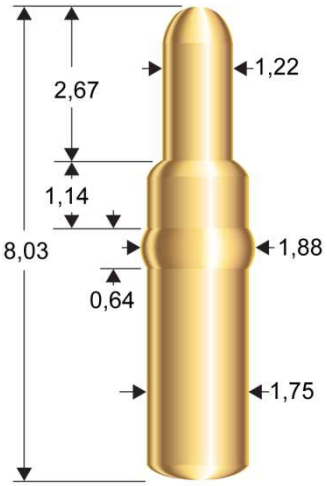

UEBK - 11322

Kolben: gehärtetes Kupfer - Beryllium	*(Plunger: hardened Copper - Beryllium)*
Stifthülse: Nickel - Silber	*(Barrel: Nickel - Silver)*
Feder: Edelstahl	*(Spring: Stainless steel)*
Beschichtung: vergoldet	*(Plating: gold plated)*
Nennstrom: 10 A	*(Rated Current: 10 A)*
Kontaktwiderstand: < 10 mΩ	*(Contact Resistance: < 10 mΩ)*
Minimum Raster: 3,18 mm	*(Minimum Centers: 3,18 mm)*
Max Hub: 2,29 mm	*(Max. travel: 2,29 mm)*
Empfohlener Hub: 1,52 mm	*(Recommended travel: 1,52 mm)*
Federkraft: 0,65 N bei Nennfederweglänge	*(Spring Force: 0,65 N @ working height)*
Anschluss: Befestigungsflansch	*(Connection: Mounting flange)*

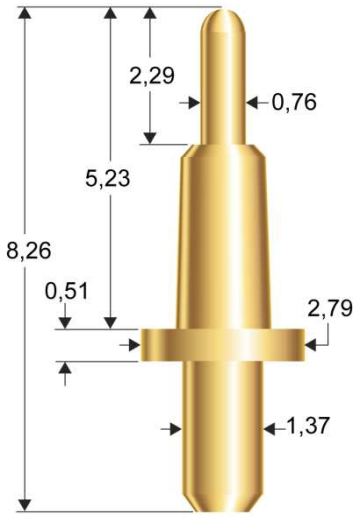

© 2016 uwe electronic GmbH • Inselkammerstr. 10 • 82008 Unterhaching
Tel. +49 (0)89 – 44 11 90 0

UEBK - 12001

Kolben: gehärtetes Kupfer - Beryllium	*(Plunger: hardened Copper-Beryllium)*
Stifthülse: Nickel - Silber	*(Barrel: Nickel - Silver)*
Feder: Edelstahl	*(Spring: Stainless steel)*
Beschichtung: vergoldet	*(Plating: gold plated)*
Nennstrom: 10 A	*(Rated Current: 10 A)*
Kontaktwiderstand: < 10 mΩ	*(Contact Resistance: < 10 mΩ)*
Minimum Raster: 2,54 mm	*(Minimum Centers: 2,54 mm)*
Max Hub: 2,29 mm	*(Max. travel: 2,29 mm)*
Empfohlener Hub: 1,52 mm	*(Recommended travel: 1,52 mm)*
Federkraft: 0,65 N bei Nennfederweglänge	*(Spring Force: 0,65 N @ working height)*
Anschluss: Befestigungsflansch	*(Connection: Mounting flange)*

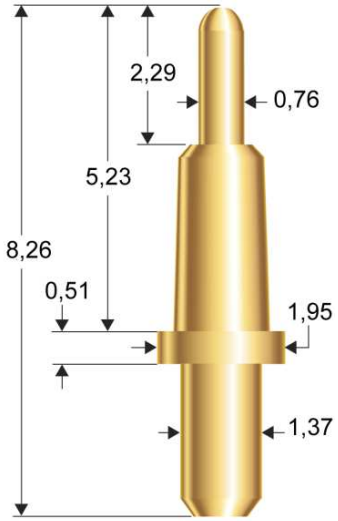

UEBK - 12899

Kolben: Messing	*(Plunger: Brass)*
Stifthülse: Messing	*(Barrel: Brass)*
Feder: Edelstahl	*(Spring: Stainless steel)*
Beschichtung: Nickel, vergoldet	*(Plating: Au over Ni)*
Nennstrom: 1 A	*(Rated Current: 1 A)*
Kontaktwiderstand: < 50 mΩ	*(Contact Resistance: < 50 mΩ)*
Minimum Raster: 1,91 mm	*(Minimum Centers: 1,91 mm)*
Max Hub: 1,70 mm	*(Max. travel: 1,70 mm)*
Empfohlener Hub: 1,00 mm	*(Recommended travel: 1,00 mm)*
Federkraft: 1,2 N bei Nennfederweglänge	*(Spring Force: 1,2 N @ working height)*

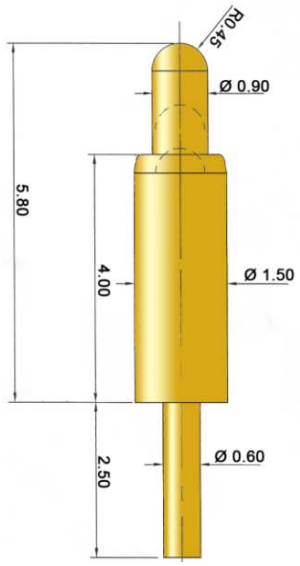

UEBK - 12782

Kolben: Messing	*(Plunger: Brass)*
Stifthülse: Messing	*(Barrel: Brass)*
Feder: Edelstahl	*(Spring: Stainless steel)*
Beschichtung: Nickel, vergoldet	*(Plating: Au over Ni)*
Nennstrom: 1 A	*(Rated Current: 1 A)*
Kontaktwiderstand: < 50 mΩ	*(Contact Resistance: < 50 mΩ)*
Minimum Raster: 3,18 mm	*(Minimum Centers: 3,18 mm)*
Max Hub: 1,50 mm	*(Max. travel: 1,50 mm)*
Empfohlener Hub: 1,00 mm	*(Recommended travel: 1,00 mm)*
Federkraft: 1,2 N bei Nennfederweglänge	*(Spring Force: 1,2 N @ working height)*
Anschluss: Befestigungsflansch	*(Connection: Mounting flange)*

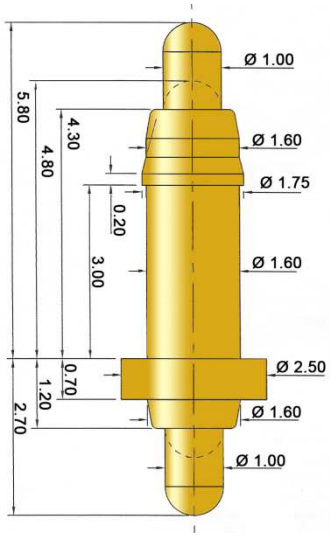

© 2017 uwe electronic GmbH • Inselkammerstr. 10 • 82008 Unterhaching
Tel. +49 (0)89 – 44 11 90 0

UEBK - 10717

Kolben: gehärtetes Kupfer - Beryllium	*(Plunger: hardened Copper-Beryllium)*
Stifthülse: Nickel - Silber	*(Barrel: Nickel - Silver)*
Feder: Edelstahl	*(Spring: Stainless steel)*
Beschichtung: vergoldet	*(Plating: gold plated)*
Nennstrom: 15 A	*(Rated Current: 15 A)*
Kontaktwiderstand: < 5 mΩ	*(Contact Resistance: < 5 mΩ)*
Minimum Raster: 4,45 mm	*(Minimum Centers: 4,45 mm)*
Max Hub: 2,54 mm	*(Max. travel: 2,54 mm)*
Empfohlener Hub: 1,70 mm	*(Recommended travel: 1,70 mm)*
Federkraft: 2,56 N bei Nennfederweglänge	*(Spring Force: 2,56 N @ working height)*
Anschluss: Befestigungsflansch	*(Connection: Mounting flange)*

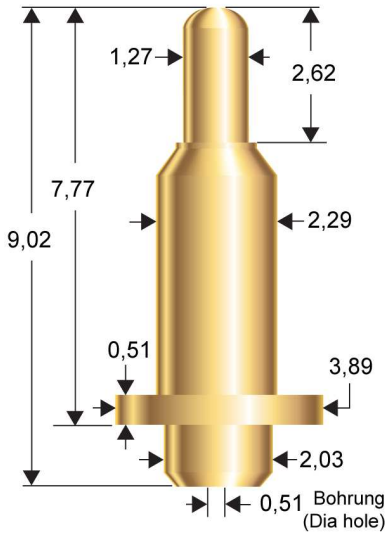

UEBK - 10741

Kolben: gehärtetes Beryllium - Kupfer	*(Plunger: hardened Beryllium-Copper)*
Stifthülse: Nickel - Silber	*(Barrel: Nickel - Silver, gold plated)*
Feder: Edelstahl	*(Spring: Stainless steel, gold plated)*
Beschichtung: vergoldet	*(Plating: gold plated)*
Nennstrom: 3 A	*(Rated Current: 3 A)*
Kontaktwiderstand: < 30 mΩ	*(Contact Resistance: < 30 mΩ)*
Minimum Raster: 1,91 mm	*(Minimum Centers: 1,91 mm)*
Max Hub: 1,52 mm	*(Max. travel: 1,52 mm)*
Empfohlener Hub: 1,27 mm	*(Recommended travel: 1,27 mm)*
Federkraft: 1,08 N / 1,99 N bei Nennfederweglänge	*(Spring Force: 1,08 N / 1,99 N @ working height)*
Anschluss: Leiterplatte	*(Connection: Printed circuit board)*

UEBK - 11271

Kolben: gehärtetes Beryllium - Kupfer	*(Plunger: hardened Beryllium-Copper)*
Stifthülse: Nickel - Silber	*(Barrel: Nickel - Silver, gold plated)*
Feder: Edelstahl	*(Spring: Stainless steel, gold plated)*
Beschichtung: vergoldet	*(Plating: gold plated)*
Nennstrom: 3 A	*(Rated Current: 3 A)*
Kontaktwiderstand: < 30 mΩ	*(Contact Resistance: < 30 mΩ)*
Minimum Raster: 1,91 mm	*(Minimum Centers: 1,91 mm)*
Max Hub: 1,52 mm	*(Max. travel: 1,52 mm)*
Empfohlener Hub: 1,27 mm	*(Recommended travel: 1,27 mm)*
Federkraft: 1,08 N / 1,99 N bei Nennfederweglänge	*(Spring Force: 1,08 N / 1,99 N @ working height)*
Anschluss: Leiterplatte	*(Connection: Printed circuit board)*

© 2016 uwe electronic GmbH • Inselkammerstr. 10 • 82008 Unterhaching
Tel. +49 (0)89 – 44 11 90 0

UEBK - 12401

Kolben: gehärtetes Beryllium - Kupfer	*(Plunger: hardened Beryllium - Copper)*
Stifthülse: Nickel - Silber	*(Barrel: Nickel - Silver)*
Feder: Edelstahl	*(Spring: Stainless steel)*
Beschichtung: vergoldet	*(Plating: gold plated)*
Nennstrom: 5 A	*(Rated Current: 5 A)*
Kontaktwiderstand: < 50 mΩ	*(Contact Resistance: < 50 mΩ)*
Minimum Raster: 1,27 mm	*(Minimum Centers: 1,27 mm)*
Max Hub: 1,52 mm	*(Max. travel: 1,52 mm)*
Empfohlener Hub: 1,27 mm	*(Recommended travel: 1,27 mm)*
Federkraft: 0,34 N bei Nennfederweglänge	*(Spring Force: 0,34 N @ working height)*
Anschluss: Pressfit	*(Connection: Pressfit)*

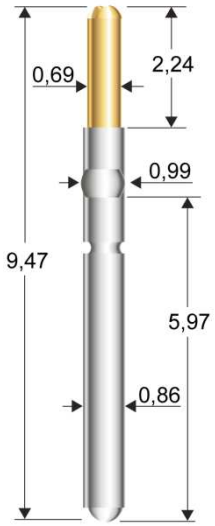

UEBK - 11054

Kolben: gehärtetes Beryllium - Kupfer	*(Plunger: hardened Beryllium - Copper)*
Stifthülse: Nickel - Silber	*(Barrel: Nickel - Silver)*
Feder: Edelstahl	*(Spring: Stainless steel)*
Beschichtung: vergoldet	*(Plating: gold plated)*
Nennstrom: 10 A	*(Rated Current: 10 A)*
Kontaktwiderstand: < 12 mΩ	*(Contact Resistance: < 12 mΩ)*
Minimum Raster: 1,91 mm	*(Minimum Centers: 1,91 mm)*
Max Hub: 1,52 mm	*(Max. travel: 1,52 mm)*
Empfohlener Hub: 1,27 mm	*(Recommended travel: 1,27 mm)*
Federkraft: 0,63 N bei Nennfederweglänge	*(Spring Force: 0,63 N @ working height)*
Anschluss: Leiterplatte	*(Connection: Printed circuit board)*

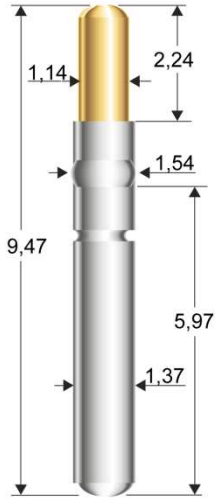

© 2017 uwe electronic GmbH • Inselkammerstr. 10 • 82008 Unterhaching
Tel. +49 (0)89 – 44 11 90 0

UEBK – 10147, 12469, 12285, 10303, 10156, 11023, 10149, 10152, 11060

Kolben: gehärtetes Beryllium - Kupfer	*(Plunger: hardened Beryllium - Copper)*
Stifthülse: Nickel - Silber	*(Barrel: Nickel - Silver)*
Feder: Edelstahl	*(Spring: Stainless steel)*
Beschichtung: vergoldet	*(Plating: gold plated)*
Nennstrom: 3 A	*(Rated Current: 3 A)*
Kontaktwiderstand: < 30 mΩ	*(Contact Resistance: < 30 mΩ)*
Minimum Raster: 2,54 mm	*(Minimum Centers: 2,54 mm)*
Max Hub: 1,52 mm	*(Max. travel: 1,52 mm)*
Empfohlener Hub: 1,27 mm	*(Recommended travel: 1,27 mm)*
Federkraft: 1,0 N bei Nennfederweglänge	*(Spring Force: 1,0 N @ working height)*

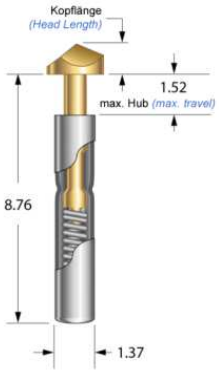

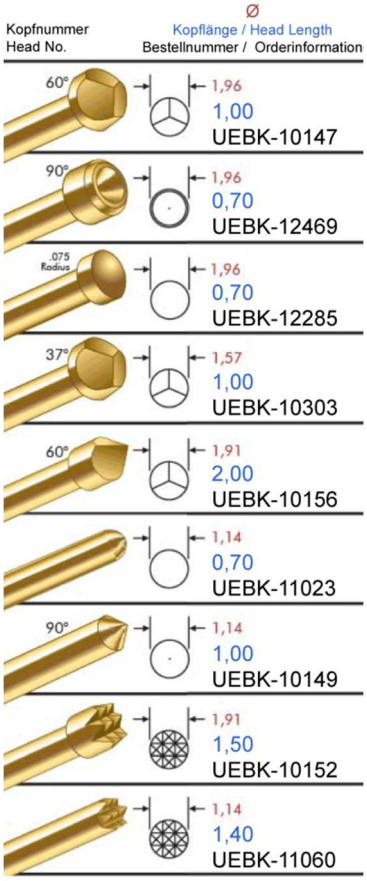

Einpress-Hülsen *(Receptacle)*

Hülse: Nickel-Silber (auf Anfrage vergoldet)	*(Receptacle: connection/on request gold plated)*
Aufnahmebohrung; 1,73 / 1,78	*(Mounting hole: 1,73 / 1,78)*
Oberfläche: auf Anfrage	*(Surface: on request)*

10120 Crimpanschluss *(Crimp connection)*

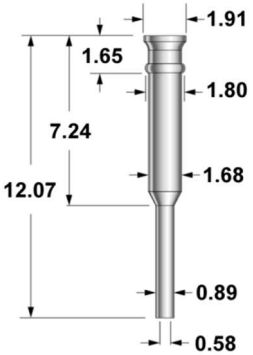

12437 Steckverbinderanschluss *(Plug in)*

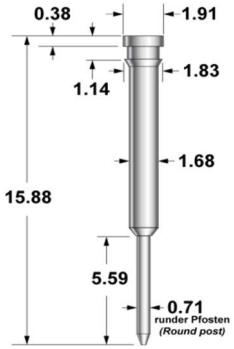

11046 wire wrap Anschluss *(wire wrap connection)*

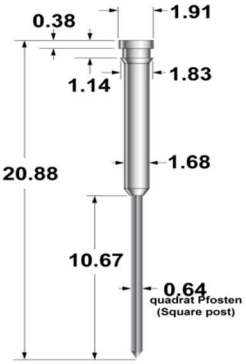

10614 Leiterplattenanschluss *(PCB connection)*

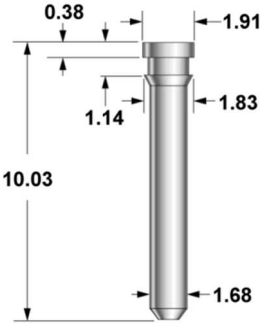

© 2016 uwe electronic GmbH • Inselkammerstr. 10 • 82008 Unterhaching
Tel. +49 (0)89 – 44 11 90 0

UEBK - 13143

Kolben: Messing	*(Plunger: Brass)*
Stifthülse: Messing	*(Barrel: Brass)*
Feder: Edelstahl	*(Spring: Stainless steel)*
Beschichtung: Nickel, vergoldet	*(Plating: Au over Ni)*
Besonderheiten: Bias Ball	*(Special features: Bias Ball design)*
Nennstrom: 15 A	*(Rated Current: 15 A)*
Kontaktwiderstand: < 10 mΩ	*(Contact Resistance: < 10 mΩ)*
Minimum Raster: 2,54 mm	*(Minimum Centers: 2,54 mm)*
Max Hub: 2,00 mm	*(Max. travel: 2,00 mm)*
Empfohlener Hub: 2,00 mm	*(Recommended travel: 2,00mm)*
Federkraft: 1,3 N bei Nennfederweglänge	*(Spring Force: 1,3 N @ working height)*

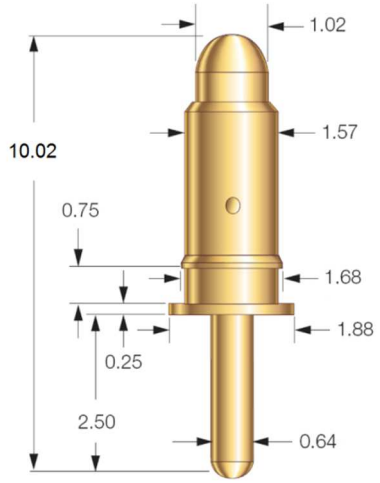

UEBK - 10758

Kolben: gehärtetes Kupfer - Beryllium	*(Plunger: hardened Beryllium - Copper)*
Stifthülse: Nickel - Silber	*(Barrel: Nickel - Silver)*
Feder: Edelstahl	*(Spring: Stainless steel)*
Beschichtung: vergoldet	*(Plating: gold plated)*
Nennstrom: 15 A	*(Rated Current: 15 A)*
Kontaktwiderstand: < 5 mΩ	*(Contact Resistance: < 5 mΩ)*
Minimum Raster: 4,45 mm	*(Minimum Centers:4,45 mm)*
Max Hub: 2,29 mm	*(Max. travel: 2,29 mm)*
Empfohlener Hub: 1,52 mm	*(Recommended travel: 1,52 mm)*
Federkraft: 1,76 N bei Nennfederweglänge	*(Spring Force: 1,76 N @ working height)*
Anschluss: Befestigungsflansch	*(Connection: Mounting flange)*

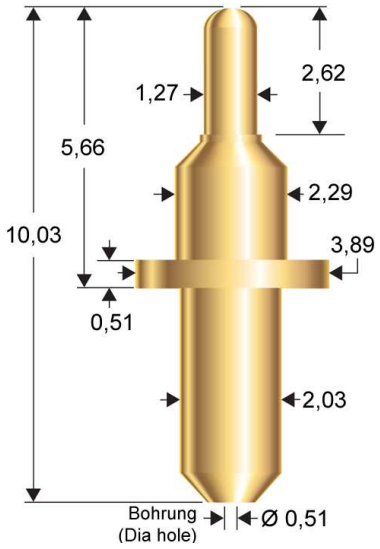

UEBK - 12635

Kolben: Messing , Duralloy™ beschichtet	*(Plunger: Brass, Duralloy™ plated)*
Stifthülse: Nickel-Silber, vergoldet	*(Barrel: Nickel-silver, gold plated)*
Feder: Edelstahl	*(Spring: Stainless steel)*
Nennstrom: 20 A	*(Rated Current: 20 A)*
Kontaktwiderstand: < 10 mΩ	*(Contact Resistance: < 10 mΩ)*
Minimum Raster: 4,45 mm	*(Minimum Centers: 4,45 mm)*
Max Hub: 2,03 mm	*(Max. travel: 2,03 mm)*
Empfohlener Hub: 1,27 mm	*(Recommended travel: 1,27 mm)*
Federkraft: 2,75 N bei Nennfederweglänge	*(Spring Force: 2,75 N @ working height)*
Anschluss: Befestigungsflansch	*(Connection: Mounting flange)*

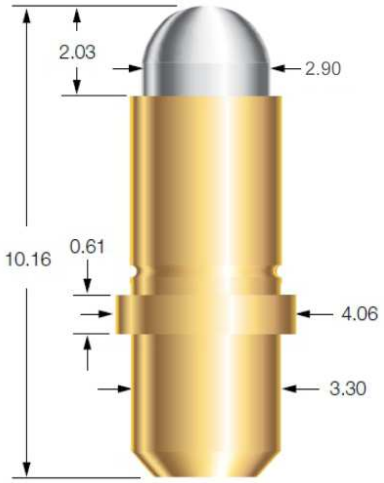

© 2017 uwe electronic GmbH • Inselkammerstr. 10 • 82008 Unterhaching
Tel. +49 (0)89 – 44 11 90 0

UEBK – 13071

Kolben: Messing	*(Plunger: Brass)*
Stifthülse: Messing	*(Barrel: Brass)*
Feder: Edelstahl	*(Spring: Stainless steel)*
Beschichtung: Nickel, vergoldet	*(Plating: Au over Ni)*
Besonderheiten: Bias Ball	*(Special features: Bias Ball design)*
Nennstrom: 15 A	*(Rated Current: 15 A)*
Kontaktwiderstand: < 10 mΩ	*(Contact Resistance: < 10 mΩ)*
Minimum Raster: 2,54 mm	*(Minimum Centers: 2,54 mm)*
Max Hub: 2,50 mm	*(Max. travel: 2,50 mm)*
Empfohlener Hub: 2,50 mm	*(Recommended travel: 2,50 mm)*
Federkraft: 1,30 N bei Nennfederweglänge	*(Spring Force: 1,30 N @ working height)*

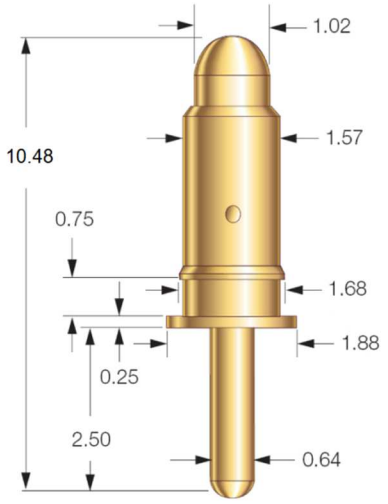

UEBK – 12619

Kolben: Messing	*(Plunger: Brass)*
Stifthülse: Messing	*(Barrel: Brass)*
Feder: Edelstahl	*(Spring: Stainless steel)*
Beschichtung: Nickel, vergoldet	*(Plating: Au over Ni)*
Besonderheiten: Bias Kolben	*(Special features: Bias plunger design)*
Nennstrom: 10 A	*(Rated Current: 10 A)*
Kontaktwiderstand: < 10 mΩ	*(Contact Resistance: < 10 mΩ)*
Minimum Raster: 2,54 mm	*(Minimum Centers: 2,54 mm)*
Max Hub: 2,00 mm	*(Max. travel: 2,00 mm)*
Empfohlener Hub: 2,00 mm	*(Recommended travel: 2,00 mm)*
Federkraft: 0,82 N bei Nennfederweglänge	*(Spring Force: 0,82 N @ working height)*

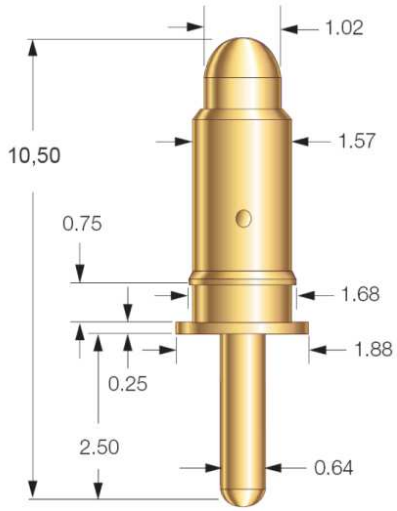

UEBK - 11552

Kolben: gehärtetes Kupfer - Beryllium	*(Plunger: hardened Beryllium - Copper)*
Stifthülse: Nickel - Silber	*(Barrel: Nickel - Silver)*
Feder: Edelstahl	*(Spring: Stainless steel)*
Beschichtung: vergoldet	*(Plating: gold plated)*
Nennstrom: 10 A	*(Rated Current: 10 A)*
Kontaktwiderstand: < 20 mΩ	*(Contact Resistance: < 20 mΩ)*
Minimum Raster: 1,91 mm	*(Minimum Centers:1,91 mm)*
Max Hub: 2,26 mm	*(Max. travel: 2,26 mm)*
Empfohlener Hub: 1,85 mm	*(Recommended travel: 1,85 mm)*
Federkraft: 1,2 N bei Nennfederweglänge	*(Spring Force: 1,2 N @ working height)*
Anschluss: Leiterplatte	*(Connection: Printed circuit board)*

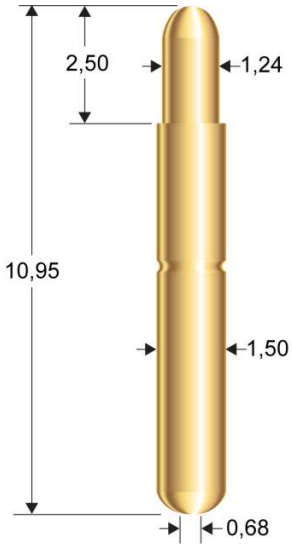

© 2016 uwe electronic GmbH • Inselkammerstr. 10 • 82008 Unterhaching
Tel. +49 (0)89 – 44 11 90 0

UEBK - 12617

Kolben: Messing	*(Plunger: Brass)*
Stifthülse: Messing	*(Barrel: Brass)*
Feder: Edelstahl	*(Spring: Stainless steel)*
Beschichtung: Nickel, vergoldet	*(Plating: Au over Ni)*
Besonderheiten: Bias Kolben	*(Special features: Bias plunger design)*
Nennstrom: 10 A	*(Rated Current: 10 A)*
Kontaktwiderstand: < 10 mΩ	*(Contact Resistance: < 10 mΩ)*
Minimum Raster: 2,54 mm	*(Minimum Centers: 2,54 mm)*
Max Hub: 2,50 mm	*(Max. travel: 2,50 mm)*
Empfohlener Hub: 2,50 mm	*(Recommended travel: 2,50 mm)*
Federkraft: 0,82 N bei Nennfederweglänge	*(Spring Force: 0,82 N @ working height)*

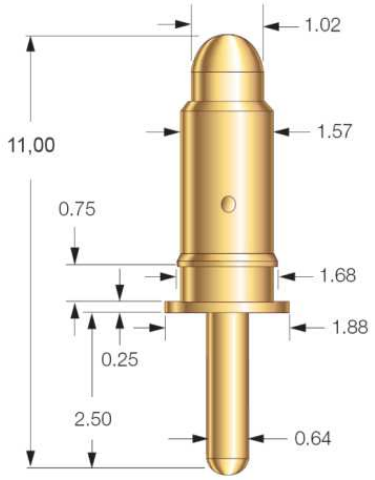

UEBK - 12751

Kolben: Messing	*(Plunger: Brass)*
Stifthülse: Messing	*(Barrel: Brass)*
Feder: Edelstahl	*(Spring: Stainless steel)*
Beschichtung: Nickel, vergoldet	*(Plating: Au over Ni)*
Nennstrom: 1 A	*(Rated Current: 1 A)*
Kontaktwiderstand: < 80 mΩ	*(Contact Resistance: < 80 mΩ)*
Minimum Raster: 2,54 mm	*(Minimum Centers: 2,54 mm)*
Max Hub: 2,70 mm	*(Max. travel: 2,70 mm)*
Empfohlener Hub: 1,00 mm	*(Recommended travel: 1,00 mm)*
Federkraft: 1 N bei Nennfederweglänge	*(Spring Force: 1 N @ working height)*

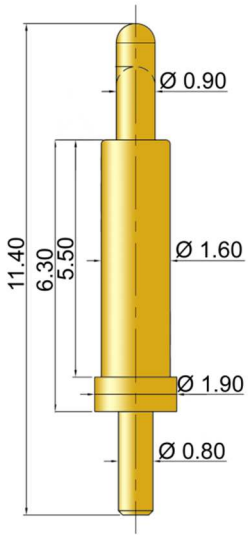

UEBK - 11290

Kolben: gehärtetes Kupfer - Beryllium	*(Plunger: hardened Copper-Beryllium)*
Stifthülse: Nicke l - Silber	*(Barrel: Nickel - Silver)*
Feder: Edelstahl	*(Spring: Stainless steel)*
Beschichtung: Nickel, vergoldet	*(Plating: Au over Ni)*
Nennstrom: 15 A	*(Rated Current: 15 A)*
Kontaktwiderstand: < 10 mΩ	*(Contact Resistance: < 10 mΩ)*
Minimum Raster: 4,45 mm	*(Minimum Centers: 4,45 mm)*
Max Hub: 2,29 mm	*(Max. travel: 2,29 mm)*
Empfohlener Hub: 1,52 mm	*(Recommended travel: 1,52 mm)*
Federkraft: 1,76 N bei Nennfederweglänge	*(Spring Force: 1,76 N @ working height)*
Anschluss: Befestigungsflansch	*(Connection: Mounting flange)*

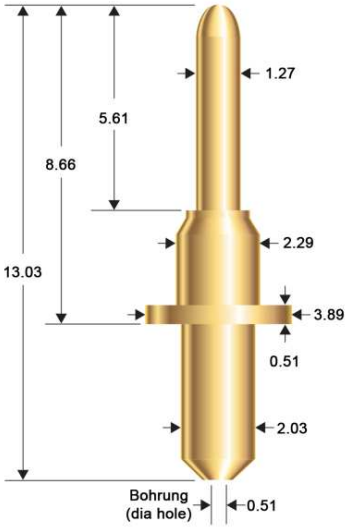

© 2017 uwe electronic GmbH • Inselkammerstr. 10 • 82008 Unterhaching
Tel. +49 (0)89 – 44 11 90 0

UEBK - 12539

Kolben: Messing	*(Plunger: Brass)*
Stifthülse: Messing	*(Barrel: Brass)*
Feder: Edelstahl	*(Spring: Stainless steel)*
Beschichtung: Duralloy ™	*(Plating: Duralloy ™)*
Nennstrom: 30 A	*(Rated Current: 30 A)*
Kontaktwiderstand: < 5 mΩ	*(Contact Resistance: < 5 mΩ)*
Minimum Raster: 6,35 mm	*(Minimum Centers: 6,35 mm)*
Max Hub: 2,08 mm	*(Max. travel: 2,08 mm)*
Empfohlener Hub: 1,37 mm	*(Recommended travel: 1,37 mm)*
Federkraft: 2,52 N bei Nennfederweglänge	*(Spring Force: 2,52 N @ working height)*
Anschluss: Befestigungsflansch	*(Connection: Mounting flange)*

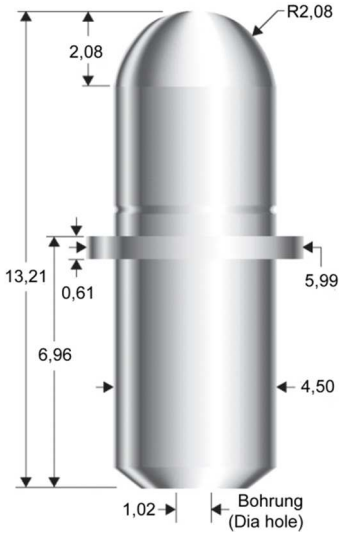

UEBK - 30998

Kolben: Kupfer - Beryllium	*(Plunger: Copper - Beryllium)*
Stifthülse: Kupfer - Beryllium	*(Barrel: Copper - Beryllium)*
Feder: Edelstahl	*(Spring: Stainless steel)*
Beschichtung: Nickel, vergoldet	*(Plating: Au over Ni)*
Nennstrom: 5 A	*(Rated Current: 5 A)*
Kontaktwiderstand: < 10 mΩ	*(Contact Resistance: < 10 mΩ)*
Minimum Raster: 6,50 mm	*(Minimum Centers: 6,50 mm)*
Max Hub: 4,00 mm	*(Max. travel: 4,00 mm)*
Empfohlener Hub: 3,20 mm	*(Recommended travel: 3,20 mm)*
Federkraft: 8,0 N bei Nennfederweglänge	*(Spring Force: 8,0 N @ working height)*

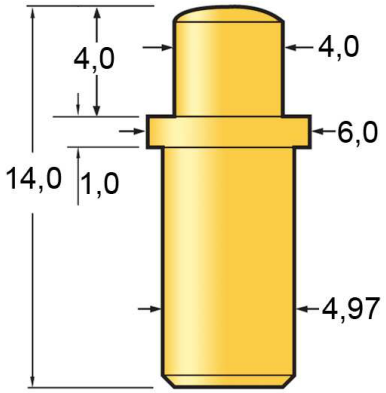

UEBK - 30999

Kolben: Kupfer - Beryllium	*(Plunger: Copper - Beryllium)*
Stifthülse: Kupfer - Beryllium	*(Barrel: Copper - Beryllium)*
Feder: Edelstahl	*(Spring: Stainless steel)*
Beschichtung: Nickel, vergoldet	*(Plating: Au over Ni)*
Nennstrom: 5 A	*(Rated Current: 5 A)*
Kontaktwiderstand: < 10 mΩ	*(Contact Resistance: < 10 mΩ)*
Minimum Raster: 6,50 mm	*(Minimum Centers: 6,50 mm)*
Max Hub: 4,00 mm	*(Max. travel: 4,00 mm)*
Empfohlener Hub: 3,20 mm	*(Recommended travel: 3,20 mm)*
Federkraft: 8,0 N bei Nennfederweglänge	*(Spring Force: 8,0 N @ working height)*

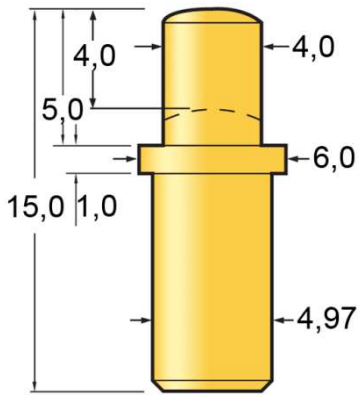

© 2016 uwe electronic GmbH • Inselkammerstr. 10 • 82008 Unterhaching
Tel. +49 (0)89 – 44 11 90 0

UEBK - 13129

Kolben: gehärtetes Beryllium – Kupfer	*(Plunger: hardened Beryllium - Copper)*
Stifthülse: Messing	*(Barrel: Brass)*
Feder: Edelstahl	*(Spring: Stainless steel)*
Beschichtung: Vergoldet	*(Plating: Gold plated)*
Nennstrom: 9 A	*(Rated Current: 9 A)*
Kontaktwiderstand: < 10 mΩ	*(Contact Resistance: < 10 mΩ)*
Minimum Raster: 6,50 mm	*(Minimum Centers: 6,50 mm)*
Max Hub: 4,00 mm	*(Max. travel: 4,00 mm)*
Empfohlener Hub: 3,20 mm	*(Recommended travel: 3,20 mm)*
Federkraft: 8,0 N bei Nennfederweglänge	*(Spring Force: 8,0 N @ working height)*

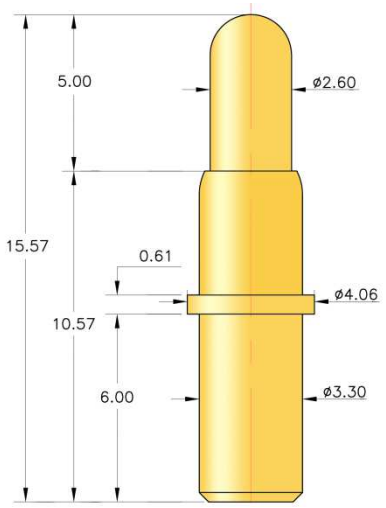

UEBK - 12298

Kolben: Messing	*(Plunger: Brass)*
Stifthülse: Messing	*(Barrel: Brass)*
Feder: Edelstahl	*(Spring: Stainless steel)*
Beschichtung: vergoldet	*(Plating: Au over Ni)*
Nennstrom: 20 A	*(Rated Current: 20 A)*
Kontaktwiderstand: < 10 mΩ	*(Contact Resistance: < 10 mΩ)*
Minimum Raster: 5,08 mm	*(Minimum Centers: 5,08 mm)*
Max Hub: 4,57 mm	*(Max. travel: 4,57 mm)*
Empfohlener Hub: 3,73 mm	*(Recommended travel: 3,73 mm)*
Federkraft: 2,56 N bei Nennfederweglänge	*(Spring Force: 2,56 N @ working height)*
Anschluss: Befestigungsflansch	*(Connection: Mounting flange)*

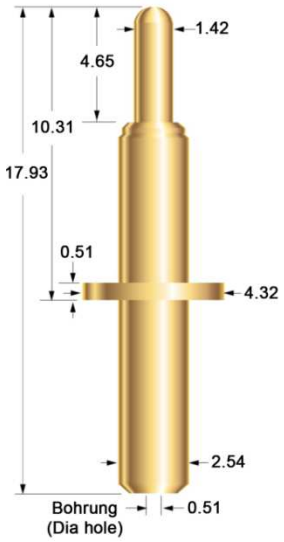

UEBK - 12891

Kolben: Messing	*(Plunger: Brass)*
Stifthülse: Messing	*(Barrel: Brass)*
Feder: Edelstahl	*(Spring: Stainless steel)*
Beschichtung: Nickel, vergoldet	*(Plating: Au over Ni)*
Nennstrom: 5 A	*(Rated Current: 5 A)*
Kontaktwiderstand:< 50 mΩ	*(Contact Resistance: < 50 mΩ)*
Minimum Raster: 2,54 mm	*(Minimum Centers: 2,54 mm)*
Max Hub: 3,20 mm	*(Max. travel: 3,20 mm)*
Empfohlener Hub: 3,00 mm	*(Recommended travel: 3,00 mm)*
Federkraft: 2 N bei Nennfederweglänge	*(Spring Force: 2 N @ working height)*

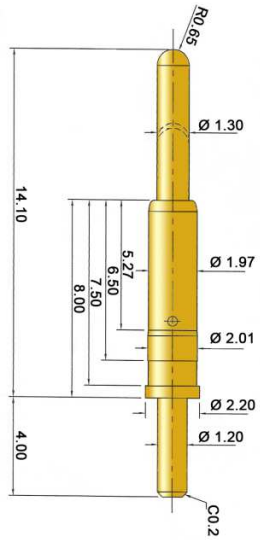

© 2017 uwe electronic GmbH • Inselkammerstr. 10 • 82008 Unterhaching
Tel. +49 (0)89 – 44 11 90 0

3. Batteriekontakte Lötanschluss / Battery probes solder cup

UEBK - 12612

Kolben: Messing	*(Plunger: Brass)*
Stifthülse: Messing	*(Barrel: Brass)*
Feder: Edelstahl	*(Spring: Stainless steel)*
Beschichtung: Nickel, vergoldet	*(Plating: Au over Ni)*
Besonderheiten: Bias Kolben	*(Special features: Bias plunger design)*
Nennstrom: 10 A	*(Rated Current: 10 A)*
Kontaktwiderstand: < 10 mΩ	*(Contact Resistance: < 10 mΩ)*
Minimum Raster: 2,54 mm	*(Minimum Centers: 2,54 mm)*
Max Hub: 0,71 mm	*(Max. travel: 0,71 mm)*
Empfohlener Hub: 0,71 mm	*(Recommended travel: 0,71 mm)*
Federkraft: 0,88 N bei Nennfederweglänge	*(Spring Force: 0,88 N @ working height)*

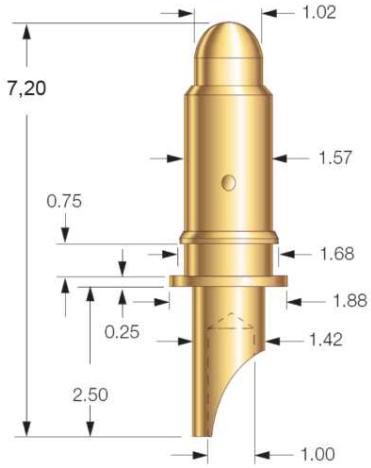

UEBK - 12610

Kolben: Messing	*(Plunger: Brass)*
Stifthülse: Messing	*(Barrel: Brass)*
Feder: Edelstahl	*(Spring: Stainless steel)*
Beschichtung: Nickel, vergoldet	*(Plating: Au over Ni)*
Besonderheiten: Bias Kolben	*(Special features: Bias plunger design)*
Nennstrom: 10 A	*(Rated Current: 10 A)*
Kontaktwiderstand: < 10 mΩ	*(Contact Resistance: < 10 mΩ)*
Minimum Raster: 2,54 mm	*(Minimum Centers: 2,54 mm)*
Max Hub: 1,00 mm	*(Max. travel: 1,00 mm)*
Empfohlener Hub: 1,00 mm	*(Recommended travel: 1,00 mm)*
Federkraft: 0,88 N bei Nennfederweglänge	*(Spring Force: 0,88 N @ working height)*

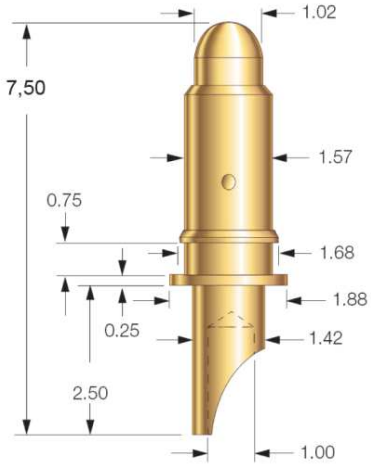

UEBK - 13142

Kolben: Messing	*(Plunger: Brass)*
Stifthülse: Messing	*(Barrel: Brass)*
Feder: Edelstahl	*(Spring: Stainless steel)*
Beschichtung: Nickel, vergoldet	*(Plating: Au over Ni)*
Besonderheit: Bias Ball	*(Special features: Bias Ball design)*
Nennstrom: 15 A	*(Rated Current: 15 A)*
Kontaktwiderstand: < 10 mΩ	*(Contact Resistance: < 10 mΩ)*
Minimum Raster: 2,54 mm	*(Minimum Centers: 2,54 mm)*
Max Hub: 2,00 mm	*(Max. travel: 2,00 mm)*
Empfohlener Hub: 2,00 mm	*(Recommended travel: 2,00 mm)*
Federkraft: 1,30 N bei Nennfederweglänge	*(Spring Force: 1,30 N @ working height)*

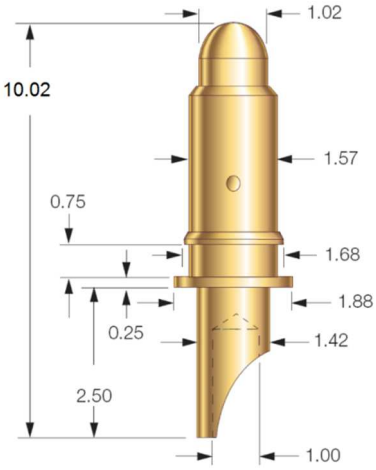

© 2016 uwe electronic GmbH • Inselkammerstr. 10 • 82008 Unterhaching
Tel. +49 (0)89 – 44 11 90 0

3. Batteriekontakte Lötanschluss / Battery probes solder cup

UEBK - 13144

Kolben: Messing	*(Plunger: Brass)*
Stifthülse: Messing	*(Barrel: Brass)*
Feder: Edelstahl	*(Spring: Stainless steel)*
Beschichtung: Nickel, vergoldet	*(Plating: Au over Ni)*
Besonderheiten: Bias Ball	*(Special features: Bias Ball design)*
Nennstrom: 15 A	*(Rated Current: 15 A)*
Kontaktwiderstand: < 10 mΩ	*(Contact Resistance: < 10 mΩ)*
Minimum Raster: 2,54 mm	*(Minimum Centers: 2,54 mm)*
Max Hub: 2,50 mm	*(Max. travel: 2,50 mm)*
Empfohlener Hub: 2,50 mm	*(Recommended travel: 2,50 mm)*
Federkraft: 1,30 N bei Nennfederweglänge	*(Spring Force: 1,30 N @ working height)*

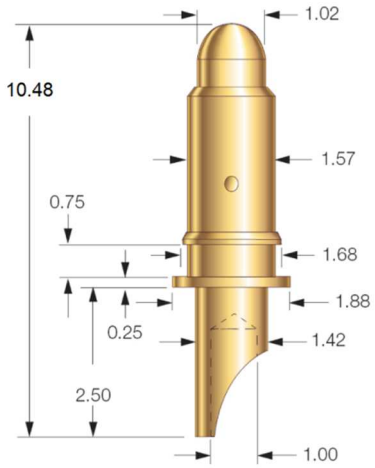

UEBK - 12613

Kolben: Messing	*(Plunger: Brass)*
Stifthülse: Messing	*(Barrel: Brass)*
Feder: Edelstahl	*(Spring: Stainless steel)*
Beschichtung: Nickel, vergoldet	*(Plating: Au over Ni)*
Besonderheiten: Bias Kolben	*(Special features: Bias plunger design)*
Nennstrom: 10 A	*(Rated Current: 10 A)*
Kontaktwiderstand: < 10 mΩ	*(Contact Resistance: < 10 mΩ)*
Minimum Raster: 2,54 mm	*(Minimum Centers: 2,54 mm)*
Max Hub: 2,00 mm	*(Max. travel: 2,00 mm)*
Empfohlener Hub: 2,00 mm	*(Recommended travel: 2,00 mm)*
Federkraft: 0,82 N bei Nennfederweglänge	*(Spring Force: 0,82 N @ working height)*

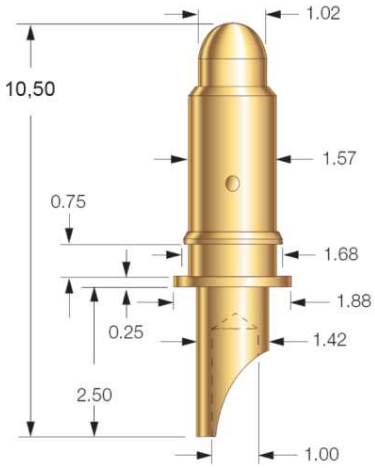

UEBK - 12752

Kolben: Messing	*(Plunger: Brass)*
Stifthülse: Messing	*(Barrel: Brass)*
Feder: Edelstahl	*(Spring: Stainless steel)*
Beschichtung: Nickel, vergoldet	*(Plating: Au over Ni)*
Nennstrom: 1 A	*(Rated Current: 1 A)*
Kontaktwiderstand: < 50 mΩ	*(Contact Resistance: < 50 mΩ)*
Minimum Raster: 2,54 mm	*(Minimum Centers: 2,54 mm)*
Max Hub: 1,25 mm	*(Max. travel: 1,25 mm)*
Empfohlener Hub: 1,00 mm	*(Recommended travel: 1,00 mm)*
Federkraft: 1,1 N bei Nennfederweglänge	*(Spring Force: 1,1 N @ working height)*

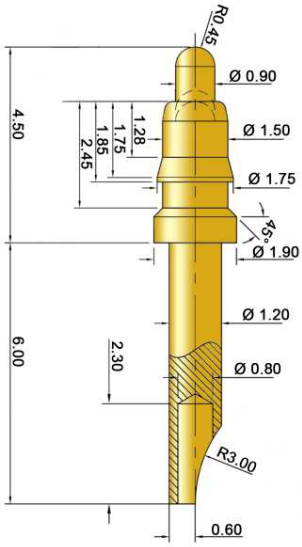

© 2017 uwe electronic GmbH • Inselkammerstr. 10 • 82008 Unterhaching
Tel. +49 (0)89 – 44 11 90 0

3. Batteriekontakte Lötanschluss / Battery probes solder cup

UEBK - 12495

Kolben: Beryllium - Kupfer, vergoldet	*(Plunger: Beryllium - Copper, gold plated)*
Stifthülse: Messing, vergoldet	*(Barrel: Brass, gold plated)*
Feder: Federstahl	*(Spring: Music wire, nickel plated)*
Besonderheiten: Bias Kolben	*(Special features: Bias plunger design)*
Nennstrom: 25 A	*(Rated Current: 25 A)*
Kontaktwiderstand: < 5 mΩ	*(Contact Resistance: < 5 mΩ)*
Minimum Raster: 3,18 mm	*(Minimum Centers: 3,18 mm)*
Max Hub: 1,02 mm	*(Max. travel: 1,02 mm)*
Empfohlener Hub: 1,02 mm	*(Recommended travel: 1,02 mm)*
Federkraft: 1,5 N bei Nennfederweglänge	*(Spring Force: 1,5 N @ working height)*

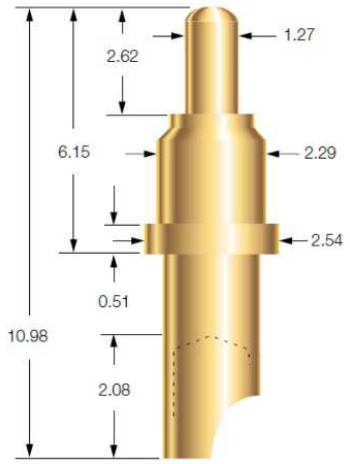

UEBK - 12611

Kolben: Messing	*(Plunger: Brass)*
Stifthülse: Messing	*(Barrel: Brass)*
Feder: Edelstahl	*(Spring: Stainless steel)*
Beschichtung: Nickel, vergoldet	*(Plating: Au over Ni)*
Besonderheit: Bias Kolben	*(Special features: Bias plunger design)*
Nennstrom: 10 A	*(Rated Current: 10 A)*
Kontaktwiderstand: < 10 mΩ	*(Contact Resistance: < 10 mΩ)*
Minimum Raster: 2,54 mm	*(Minimum Centers: 2,54 mm)*
Max Hub: 2,50 mm	*(Max. travel: 2,50 mm)*
Empfohlener Hub: 2,50 mm	*(Recommended travel: 2,50 mm)*
Federkraft: 0,82 N bei Nennfederweglänge	*(Spring Force: 0,82 N @ working height)*

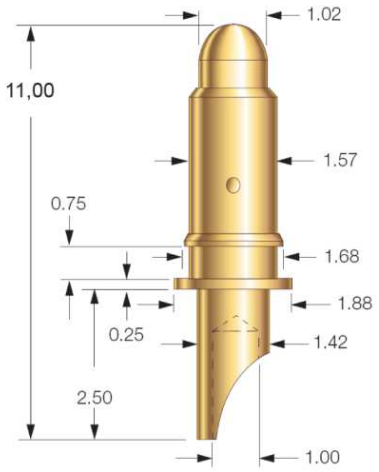

UEBK - 30305

Kolben: Messing	*(Plunger: Brass)*
Stifthülse: Messing	*(Barrel: Brass)*
Feder: Edelstahl	*(Spring: Stainless steel)*
Beschichtung: Nickel, vergoldet	*(Plating: Au over Ni)*
Nennstrom: 2 A	*(Rated Current: 2 A)*
Kontaktwiderstand: < 50 mΩ	*(Contact Resistance: < 50 mΩ)*
Minimum Raster: 3,00 mm	*(Minimum Centers: 3,00 mm)*
Max Hub: 2,65 mm	*(Max. travel: 2,65 mm)*
Empfohlener Hub: 2,05 mm	*(Recommended travel: 2,05 mm)*
Federkraft: 0,45 N bei Nennfederweglänge	*(Spring Force: 0,45 N @ working height)*

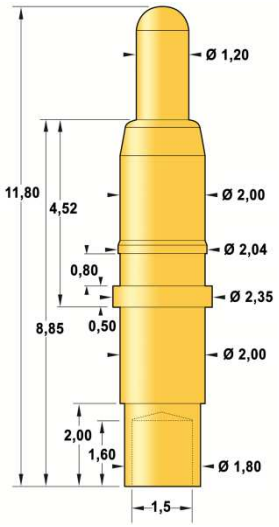

© 2016 uwe electronic GmbH • Inselkammerstr. 10 • 82008 Unterhaching
Tel. +49 (0)89 – 44 11 90 0

3. Batteriekontakte Lötanschluss / Battery probes solder cup

UEBK - 30287

Kolben: Messing	*(Plunger: Brass)*
Stifthülse: Messing	*(Barrel: Brass)*
Feder: Edelstahl	*(Spring: Stainless steel)*
Beschichtung: Nickel, vergoldet	*(Plating: Au over Ni)*
Nennstrom: 6 A	*(Rated Current: 6 A)*
Kontaktwiderstand: < 25 mΩ	*(Contact Resistance: < 25 mΩ)*
Minimum Raster: 6,70 mm	*(Minimum Centers: 6,70 mm)*
Max Hub: 2,65 mm	*(Max. travel: 2,65 mm)*
Empfohlener Hub: 2,05 mm	*(Recommended travel: 2,05 mm)*
Federkraft: 1,2 N bei Nennfederweglänge	*(Spring Force: 1,2 N @ working height)*

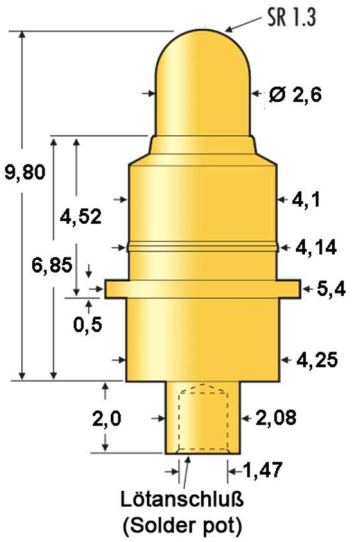

UEBK - 30306

Kolben: Messing	*(Plunger: Brass)*
Stifthülse: Messing	*(Barrel: Brass)*
Feder: Edelstahl	*(Spring: Stainless steel)*
Beschichtung: Nickel, vergoldet	*(Plating: Au over Ni)*
Nennstrom: 6 A	*(Rated Current: 6 A)*
Kontaktwiderstand: < 50 mΩ	*(Contact Resistance: < 50 mΩ)*
Minimum Raster: 6,70 mm	*(Minimum Centers: 6,70 mm)*
Max Hub: 2,65 mm	*(Max. travel: 2,65 mm)*
Empfohlener Hub: 2,05 mm	*(Recommended travel: 2,05 mm)*
Federkraft: 2,0 N bei Nennfederweglänge	*(Spring Force: 2,0 N @ working height)*

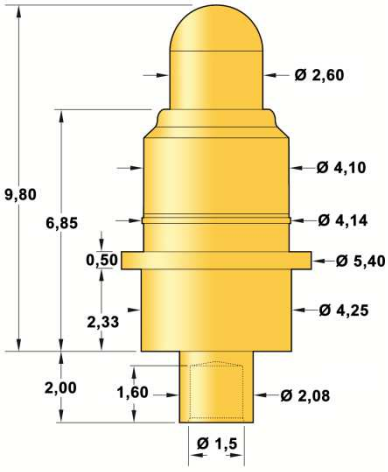

UEBK - 30271

Kolben: Messing	*(Plunger: Brass)*
Stifthülse: Messing	*(Barrel: Brass)*
Feder: Edelstahl	*(Spring: Stainless steel)*
Beschichtung: Nickel, vergoldet	*(Plating: Au over Ni)*
Nennstrom: 4 A	*(Rated Current: 4 A)*
Kontaktwiderstand: < 30 mΩ	*(Contact Resistance: < 30 mΩ)*
Minimum Raster: 3,00 mm	*(Minimum Centers: 3,00 mm)*
Max Hub: 2,65 mm	*(Max. travel: 2,65 mm)*
Empfohlener Hub: 2,05 mm	*(Recommended travel: 2,05 mm)*
Federkraft: 1,0 N bei Nennfederweglänge	*(Spring Force: 1,0 N @ working height)*

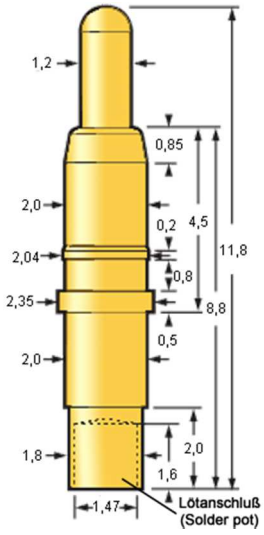

© 2017 uwe electronic GmbH • Inselkammerstr. 10 • 82008 Unterhaching
Tel. +49 (0)89 – 44 11 90 0

3. Batteriekontakte Lötanschluss / Battery probes solder cup

UEBK - 12974

Kolben: Messing	*(Plunger: Brass)*
Stifthülse: Messing	*(Barrel: Brass)*
Feder: Edelstahl	*(Spring: Stainless steel)*
Beschichtung: Nickel, vergoldet	*(Plating: Au over Ni)*
Nennstrom: 1 A	*(Rated Current: 1A)*
Kontaktwiderstand: < 100 mΩ	*(Contact Resistance: < 100 mΩ)*
Minimum Raster: 2,54 mm	*(Minimum Centers: 2,54 mm)*
Max Hub: 1,96 mm	*(Max. travel: 1,96 mm)*
Empfohlener Hub: 1,50 mm	*(Recommended travel: 1,50 mm)*
Federkraft: 0,8 N bei Nennfederweglänge	*(Spring Force: 0,8 N @ working height)*

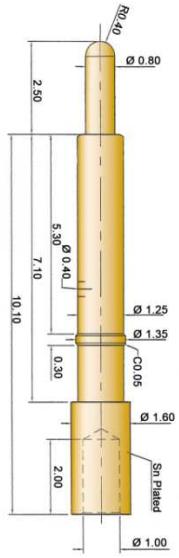

UEBK - 30304

Kolben: Messing	*(Plunger: Brass)*
Stifthülse: Messing	*(Barrel: Brass)*
Feder: Edelstahl	*(Spring: Stainless steel)*
Beschichtung: Nickel, vergoldet	*(Plating: Au over Ni)*
Nennstrom: 10 A	*(Rated Current: 10 A)*
Kontaktwiderstand: < 50 mΩ	*(Contact Resistance: < 50 mΩ)*
Minimum Raster: 6,00 mm	*(Minimum Centers: 6,00 mm)*
Max Hub: 2,55 mm	*(Max. travel: 2,55 mm)*
Empfohlener Hub: 2,05 mm	*(Recommended travel: 2,05 mm)*
Federkraft: 1,7 N bei Nennfederweglänge	*(Spring Force: 1,7 N @ working height)*

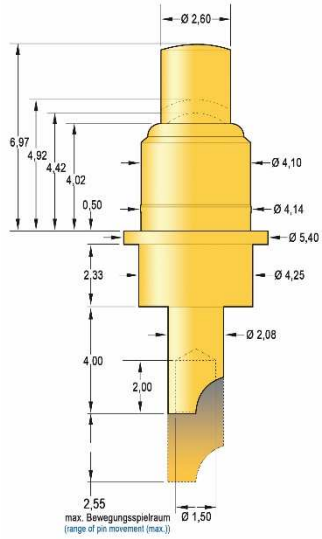

UEBK - 30307

Kolben: Messing	*(Plunger: Brass)*
Stifthülse: Messing	*(Barrel: Brass)*
Feder: Edelstahl	*(Spring: Stainless steel)*
Beschichtung: Nickel, vergoldet	*(Plating: Au over Ni)*
Nennstrom: 8 A	*(Rated Current: 8 A)*
Kontaktwiderstand: < 50 mΩ	*(Contact Resistance: < 50 mΩ)*
Minimum Raster: 10,0 mm	*(Minimum Centers: 10,0 mm)*
Max Hub: 2,65 mm	*(Max. travel: 2,65 mm)*
Empfohlener Hub: 2,05 mm	*(Recommended travel: 2,05 mm)*
Federkraft: 3,25 N bei Nennfederweglänge	*(Spring Force: 3,25 N @ working height)*

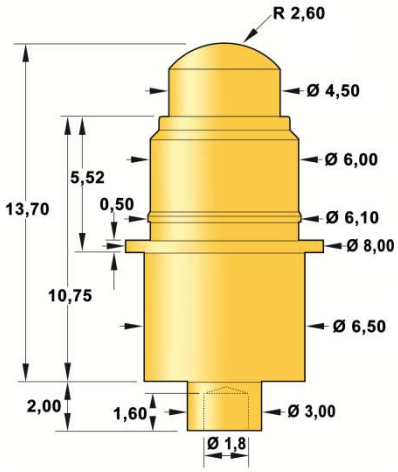

© 2016 uwe electronic GmbH • Inselkammerstr. 10 • 82008 Unterhaching
Tel. +49 (0)89 – 44 11 90 0

3. Batteriekontakte Lötanschluss / Battery probes solder cup

UEBK - 30308

Kolben: Messing	*(Plunger: Brass)*
Stifthülse: Messing	*(Barrel: Brass)*
Feder: Edelstahl	*(Spring: Stainless steel)*
Beschichtung: Nickel, vergoldet	*(Plating: Au over Ni)*
Nennstrom: 8 A	*(Rated Current: 8 A)*
Kontaktwiderstand: < 50 mΩ	*(Contact Resistance: < 50 mΩ)*
Minimum Raster: 10,0 mm	*(Minimum Centers: 10,0 mm)*
Max Hub: 2,65 mm	*(Max. travel: 2,65 mm)*
Empfohlener Hub: 2,05 mm	*(Recommended travel: 2,05 mm)*
Federkraft: 2,0 N bei Nennfederweglänge	*(Spring Force: 2,0 N @ working height)*

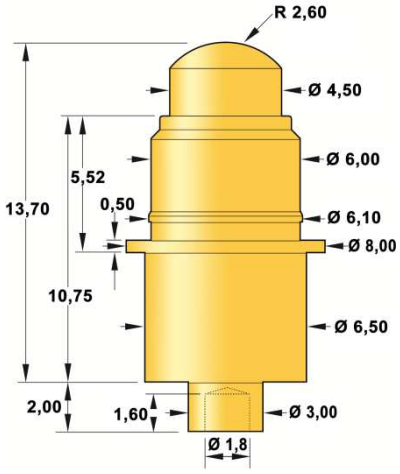

UEBK - 12142

Kolben: gehärtetes Beryllium - Kupfer, vergoldet	*(Plunger: Hardened Beryllium - Copper, gold plated)*
Stifthülse: Nickel - Silber, vergoldet	*(Barrel: Nickel - Silver, gold plated)*
Feder: Edelstahl	*(Spring: Stainless steel)*
Besonderheit: Bias Ball	*(Special features: Bias ball design)*
Nennstrom: 15 A	*(Rated Current: 15 A)*
Kontaktwiderstand: < 10 mΩ	*(Contact Resistance: < 10 mΩ)*
Minimum Raster: 4,45 mm	*(Minimum Centers: 4,45 mm)*
Max Hub: 2,29 mm	*(Max. travel: 2,29 mm)*
Empfohlener Hub: 1,52 mm	*(Recommended travel: 1,52 mm)*
Federkraft: 1,76 N bei Nennfederweglänge	*(Spring Force: 1,76 N @ working height)*

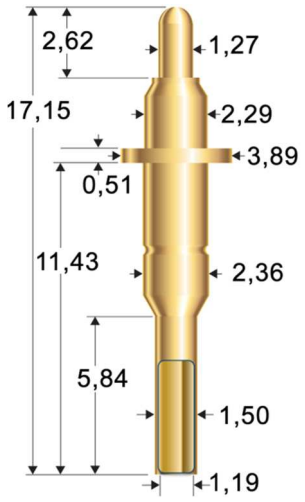

© 2017 uwe electronic GmbH • Inselkammerstr. 10 • 82008 Unterhaching
Tel. +49 (0)89 – 44 11 90 0

4. Federkontaktleisten / spring loaded connectors

UEBK – 12548

Gehäuse: Schwarz PA9T (UL94V-0)	*(Frame: Black PA9T (UL94V-0))*
Kolben: Messing	*(Plunger: Brass)*
Stifthülse: Messing	*(Barrel: Brass)*
Feder: Edelstahl	*(Spring: Stainless Steel)*
Beschichtung: Nickel, vergoldet	*(Plating: Au over Ni)*
Nennstrom: 1 A	*(Rated Current: 1 A)*
Kontaktwiderstand: < 50 mΩ	*(Contact Resistance: < 50 mΩ*
Kontakte: 2	*(No. of contacts: 2)*
Minimum Raster: 2,54 mm	*(Minimum Centers: 2,54 mm)*
Max Hub: 1,60 mm	*(Max. travel: 1,60 mm)*
Empfohlener Hub: 0,80 mm	*(Recommended travel: 0,80 mm)*
Federkraft: 1,2 N bei Nennfederweglänge	*(Spring Force: 1,2 N @ working height)*
Anschluss: SMD	*(Connection: SMD)*

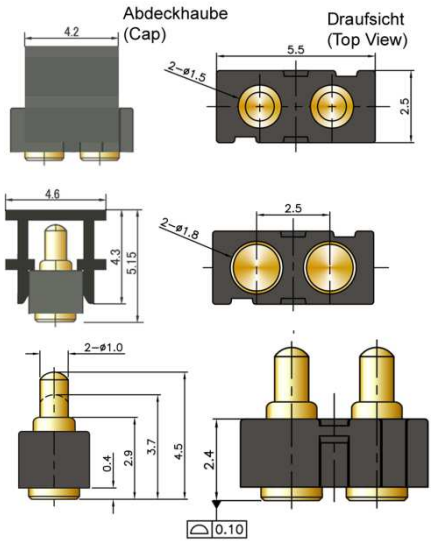

UEBK - 12863

Gehäuse: Schwarz HTN (UL94V-0)	*(Frame: Black HTN (UL94V-0))*
Kolben: Messing	*(Plunger: Brass)*
Stifthülse: Messing	*(Barrel: Brass)*
Feder: Edelstahl	*(Spring: Stainless Steel)*
Beschichtung: Nickel, vergoldet	*(Plating: Au over Ni)*
Nennstrom: 1 A	*(Rated Current: 1 A)*
Kontaktwiderstand: < 50 mΩ	*(Contact Resistance: < 50 mΩ*
Kontakte: 2	*(No. of contacts: 2)*
Minimum Raster: 2,54 mm	*(Minimum Centers: 2,54 mm)*
Max Hub: 1,50 mm	*(Max. travel: 1,50 mm)*
Empfohlener Hub: 1,00 mm	*(Recommended travel: 1,00 mm)*
Federkraft: 1,1 N bei Nennfederweglänge	*(Spring Force: 1,1 N @ working height)*
Anschluss: SMD	*(Connection: SMD)*

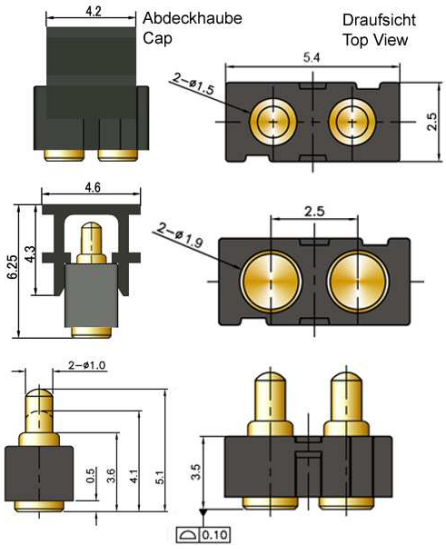

UEBK - 12906

Gehäuse: Schwarz PA9T (UL94V-0)	*(Frame: Black PA9T (UL94V-0))*
Kolben: Messing	*(Plunger: Brass)*
Stifthülse: Messing	*(Barrel: Brass)*
Feder: Edelstahl	*(Spring: Stainless Steel)*
Beschichtung: Nickel, vergoldet	*(Plating: Au over Ni)*
Nennstrom: 1 A	*(Rated Current: 1 A)*
Kontaktwiderstand: < 50 mΩ	*(Contact Resistance: < 50 mΩ*
Kontakte: 2	*(No. of contacts: 2)*
Minimum Raster: 2,54 mm	*(Minimum Centers: 2,54 mm)*
Max Hub: 1,50 mm	*(Max. travel: 1,50 mm)*
Empfohlener Hub: 1,00 mm	*(Recommended travel: 1,00 mm)*
Federkraft: 1,1 N bei Nennfederweglänge	*(Spring Force: 1,1 N @ working height)*
Anschluss: SMD	*(Connection: SMD)*

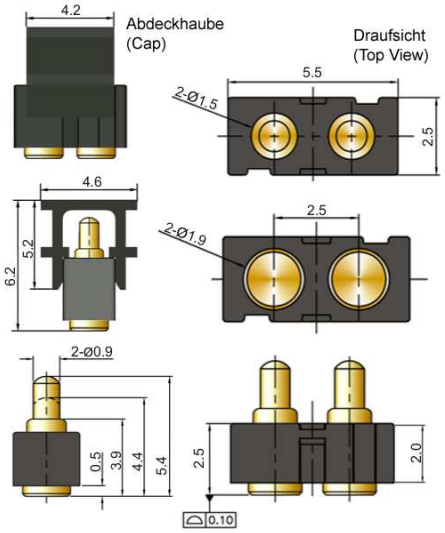

© 2016 uwe electronic GmbH • Inselkammerstr. 10 • 82008 Unterhaching
Tel. +49 (0)89 – 44 11 90 0

4. Federkontaktleisten / spring loaded connectors

UEBK – 12894

Gehäuse: Schwarz PA9T (UL94V-0)	*(Frame: Black PA9T (UL94V-0))*
Kolben: Messing	*(Plunger: Brass)*
Stifthülse: Messing	*(Barrel: Brass)*
Feder: Edelstahl	*(Spring: Stainless Steel)*
Beschichtung: Nickel, vergoldet	*(Plating: Au over Ni)*
Nennstrom: 1 A	*(Rated Current: 1 A)*
Kontaktwiderstand: < 50 mΩ	*(Contact Resistance: < 50 mΩ*
Kontakte: 2	*(No. of contacts: 2)*
Minimum Raster: 5,10 mm	*(Minimum Centers: 5,10 mm)*
Max Hub: 1,20 mm	*(Max. travel: 1,20 mm)*
Empfohlener Hub: 1,00 mm	*(Recommended travel: 1,00 mm)*
Federkraft: 1,1 N bei Nennfederweglänge	*(Spring Force: 1,1 N @ working height)*
Anschluss: SMD	*(Connection: SMD)*

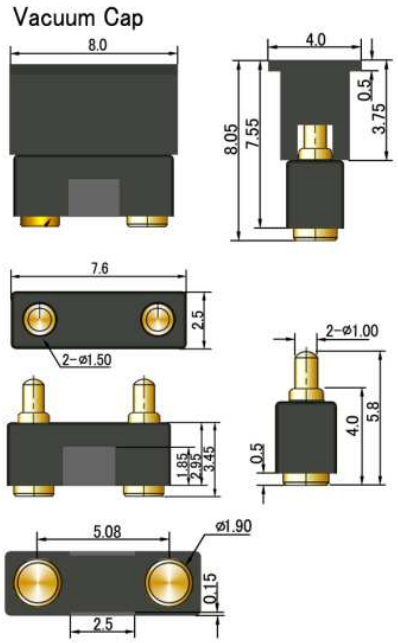

UEBK - 12550

Gehäuse: Schwarz PA9T (UL94V-0)	*(Frame: Black PA9T (UL94V-0))*
Kolben: Messing	*(Plunger: Brass)*
Stifthülse: Messing	*(Barrel: Brass)*
Feder: Edelstahl	*(Spring: Stainless Steel)*
Beschichtung: Nickel, vergoldet	*(Plating: Au over Ni)*
Nennstrom: 1 A	*(Rated Current: 1 A)*
Kontaktwiderstand: < 50 mΩ	*(Contact Resistance: < 50 mΩ*
Kontakte: 2	*(No. of contacts: 2)*
Minimum Raster: 2,54 mm	*(Minimum Centers: 2,54 mm)*
Max Hub: 1,40 mm	*(Max. travel: 1,40 mm)*
Empfohlener Hub: 1,00 mm	*(Recommended travel: 1,00 mm)*
Federkraft: 1,2 N bei Nennfederweglänge	*(Spring Force: 1,2 N @ working height)*
Anschluss: SMD	*(Connection: SMD)*

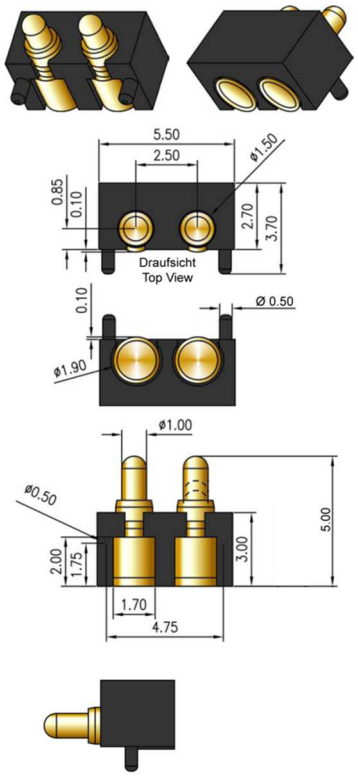

© 2017 uwe electronic GmbH • Inselkammerstr. 10 • 82008 Unterhaching
Tel. +49 (0)89 – 44 11 90 0

4. Federkontaktleisten / spring loaded connectors

UEBK – 12646

Gehäuse: Schwarz PA9T (UL94V-0)	*(Frame: Black PA9T (UL94V-0))*
Kolben: Messing	*(Plunger: Brass)*
Stifthülse: Messing	*(Barrel: Brass)*
Feder: Edelstahl	*(Spring: Stainless Steel)*
Beschichtung: Nickel, vergoldet	*(Plating: Au over Ni)*
Nennstrom: 1 A	*(Rated Current: 1 A)*
Kontaktwiderstand: < 100 mΩ	*(Contact Resistance: < 100* mΩ
Kontakte: 3	*(No. of contacts: 3)*
Minimum Raster: 2,00 mm	*(Minimum Centers: 2,00 mm)*
Max Hub: 1,20 mm	*(Max. travel: 1,20 mm)*
Empfohlener Hub: 0,50 mm	*(Recommended travel: 0,50 mm)*
Federkraft: 0,5 N bei Nennfederweglänge	*(Spring Force: 0,5 N @ working height)*
Anschluss: SMD	*(Connection: SMD)*

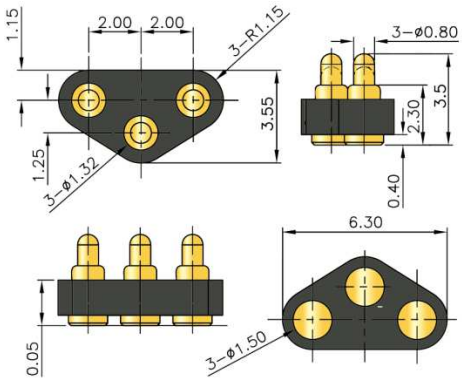

UEBK – 12903

Gehäuse: LCP + 30% GF	*(Frame: LCP + 30% GF)*
Kolben: Messing	*(Plunger: Brass)*
Stifthülse: Messing	*(Barrel: Brass)*
Feder: Edelstahl	*(Spring: Stainless Steel)*
Beschichtung: Nickel, vergoldet	*(Plating: Au over Ni)*
Nennstrom: 1 A	*(Rated Current: 1A)*
Kontaktwiderstand: < 50 mΩ	*(Contact Resistance: < 50 m*Ω
Kontakte: 3	*(No. of contacts: 3)*
Minimum Raster: 1,91 mm	*(Minimum Centers: 1,91 mm)*
Max Hub: 1,60 mm	*(Max. travel: 1,60 mm)*
Empfohlener Hub: 1,00 mm	*(Recommended travel: 1,00 mm)*
Federkraft: 1,1 N bei Nennfederweglänge	*(Spring Force: 1,1 N @ working height)*
Anschluss: SMD / 90° waagerecht	*(Connection: SMD / 90° flat)*

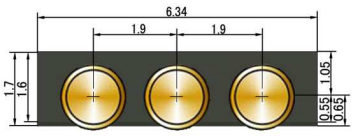

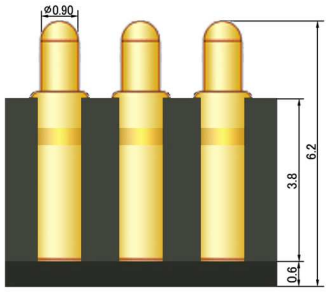

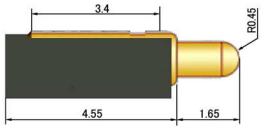

© 2016 uwe electronic GmbH • Inselkammerstr. 10 • 82008 Unterhaching
Tel. +49 (0)89 – 44 11 90 0

4. Federkontaktleisten / spring loaded connectors

UEBK – 13007

Gehäuse: Schwarz HTN (UL94V-0)	*(Frame: Black HTN (UL94V-0))*
Kolben: Messing	*(Plunger: Brass)*
Stifthülse: Messing	*(Barrel: Brass)*
Feder: Edelstahl	*(Spring: Stainless Steel)*
Beschichtung: Nickel, vergoldet	*(Plating: Au over Ni)*
Nennstrom: 1 A	*(Rated Current: 1 A)*
Kontaktwiderstand: < 100 mΩ	*(Contact Resistance: < 100 mΩ*
Kontakte: 3	*(No. of contacts: 3)*
Minimum Raster: 2,54 mm	*(Minimum Centers: 2,54 mm)*
Max Hub: 1,60 mm	*(Max. travel: 1,60 mm)*
Empfohlener Hub: 1,50 mm	*(Recommended travel: 1,50 mm)*
Federkraft: 0,4 – 0,6 N bei Nennfederweglänge	*(Spring Force: 0,4 – 0,6 N @ working height)*
Anschluss: SMD	*(Connection: SMD)*

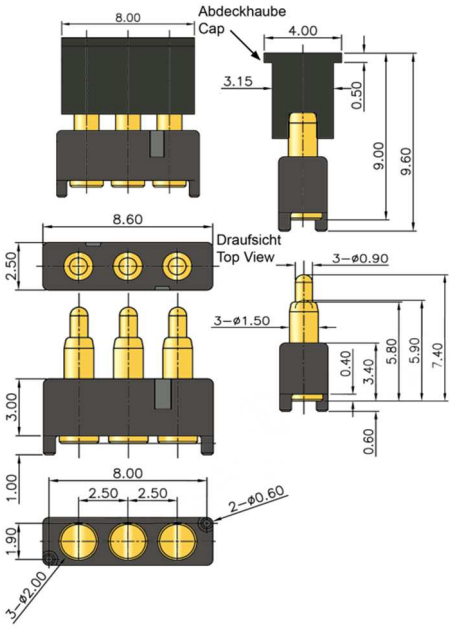

UEBK – 12551

Gehäuse: Schwarz PA9T (UL94V-0)	*(Frame: Black PA9T (UL94V-0))*
Kolben: Messing	*(Plunger: Brass)*
Stifthülse: Messing	*(Barrel: Brass)*
Feder: Edelstahl	*(Spring: Stainless Steel)*
Beschichtung: Nickel, vergoldet	*(Plating: Au over Ni)*
Nennstrom: 1 A	*(Rated Current: 1 A)*
Kontaktwiderstand: < 50 mΩ	*(Contact Resistance: < 50 mΩ*
Kontakte: 3	*(No. of contacts: 3)*
Minimum Raster: 2,54 mm	*(Minimum Centers: 2,54 mm)*
Max Hub: 1,30 mm	*(Max. travel: 1,30 mm)*
Empfohlener Hub: 1,00 mm	*(Recommended travel: 1,00 mm)*
Federkraft: 1,2 N bei Nennfederweglänge	*(Spring Force: 1,2 N @ working height)*
Anschluss: SMD	*(Connection: SMD)*

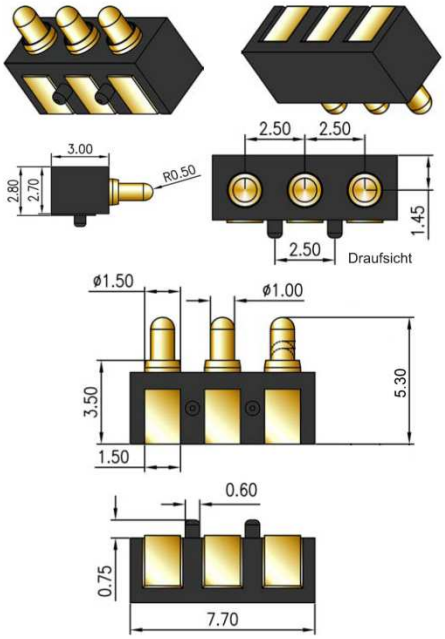

© 2017 uwe electronic GmbH • Inselkammerstr. 10 • 82008 Unterhaching
Tel. +49 (0)89 – 44 11 90 0

4. Federkontaktleisten / spring loaded connectors

UEBK – 12645

Gehäuse: Thermoplastik (UL94V-0)	*(Frame: Thermoplastic (UL94V-0))*
Kolben: Messing	*(Plunger: Brass)*
Stifthülse: Messing	*(Barrel: Brass)*
Feder: Beryllium - Kupfer	*(Spring: Beryllium- Copper)*
Beschichtung: Nickel, vergoldet	*(Plating: Au over Ni)*
Nennstrom: 2 A	*(Rated Current: 2 A)*
Kontaktwiderstand: < 20 mΩ	*(Contact Resistance: < 20 mΩ*
Kontakte: 3	*(No. of contacts: 3)*
Minimum Raster: 2,54 mm	*(Minimum Centers: 2,54 mm)*
Max Hub: 1,14 mm	*(Max. travel: 1,14 mm)*
Empfohlener Hub: 0,60 mm	*(Recommended travel: 0,60 mm)*
Federkraft: 0,6 N bei Nennfederweglänge	*(Spring Force: 0,6 N @ working height)*
Anschluss: THT	*(Connection: THT)*

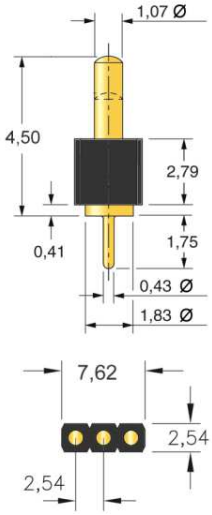

UEBK – 12644

Gehäuse: Thermoplastik UL94V-0	*(Frame: Thermoplastic UL94V-0)*
Kolben: Messing	*(Plunger: Brass)*
Stifthülse: Messing	*(Barrel: Brass)*
Feder: Beryllium - Kupfer	*(Spring: Beryllium- Copper)*
Beschichtung: Nickel, vergoldet	*(Plating: Au over Ni)*
Nennstrom: 2 A	*(Rated Current: 2 A)*
Kontaktwiderstand: < 20 mΩ	*(Contact Resistance: < 20 mΩ*
Kontakte: 3	*(No. of contacts: 3)*
Minimum Raster: 2,54 mm	*(Minimum Centers: 2,54 mm)*
Max Hub: 1,40 mm	*(Max. travel: 1,40 mm)*
Empfohlener Hub: 0,70 mm	*(Recommended travel: 0,70 mm)*
Federkraft: 0,6 N bei Nennfederweglänge	*(Spring Force: 0,6 N @ working height)*
Anschluss: THT	*(Connection: THT)*

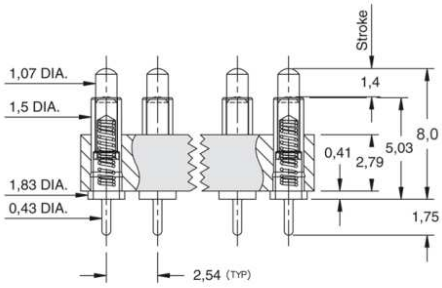

© 2016 uwe electronic GmbH • Inselkammerstr. 10 • 82008 Unterhaching
Tel. +49 (0)89 – 44 11 90 0

UEBK – 13008

Gehäuse: Schwarz HTN (UL94V-0)	*(Frame: Black HTN (UL94V-0))*
Kolben: Messing	*(Plunger: Brass)*
Stifthülse: Messing	*(Barrel: Brass)*
Feder: Edelstahl	*(Spring: Stainless Steel)*
Beschichtung: Nickel, vergoldet	*(Plating: Au over Ni)*
Nennstrom: 1 A	*(Rated Current: 1 A)*
Kontaktwiderstand: < 50 mΩ	*(Contact Resistance: < 50 mΩ*
Kontakte: 4	*(No. of contacts: 4)*
Minimum Raster: 2,54 mm	*(Minimum Centers: 2,54 mm)*
Max Hub: 1,40 mm	*(Max. travel: 1,40 mm)*
Empfohlener Hub: 1,00 mm	*(Recommended travel: 1,00 mm)*
Federkraft: 1,1 N bei Nennfederweglänge	*(Spring Force: 1,1 N @ working height)*
Anschluss: SMD	*(Connection: SMD)*

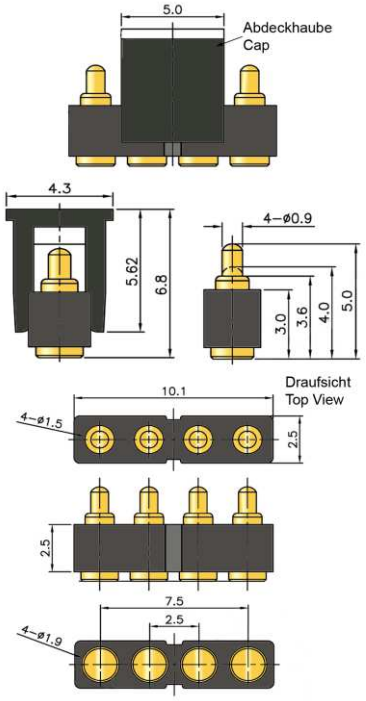

UEBK – 12893

Gehäuse: LCP + 30% GF	*(Frame: LCP + 30% GF)*
Kolben: Messing	*(Plunger: Brass)*
Stifthülse: Messing	*(Barrel: Brass)*
Feder: Edelstahl	*(Spring: Stainless Steel)*
Beschichtung: Nickel, vergoldet	*(Plating: Au over Ni)*
Nennstrom: 1 A	*(Rated Current: 1 A)*
Kontaktwiderstand: < 50 mΩ	*(Contact Resistance: 50 mΩ*
Kontakte: 4	*(No. of contacts: 4)*
Minimum Raster: 2,00 mm	*(Minimum Centers: 2,00 mm)*
Max Hub: 1,60 mm	*(Max. travel: 1,60 mm)*
Empfohlener Hub: 1,00 mm	*(Recommended travel: 1,00 mm)*
Federkraft: 1,1 N bei Nennfederweglänge	*(Spring Force: 1,1 N @ working height)*
Anschluss: SMD / 90° waagerecht	*(Connection: SMD / 90° flat)*

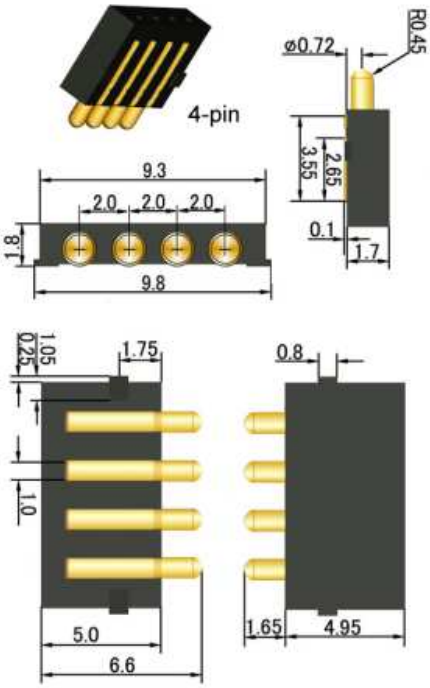

© 2017 uwe electronic GmbH • Inselkammerstr. 10 • 82008 Unterhaching
Tel. +49 (0)89 – 44 11 90 0

4. Federkontaktleisten / spring loaded connectors

UEBK – 12900

Gehäuse: HTN (UL94V-0)	*(Frame: HTN (UL94V-0))*
Kolben: Messing	*(Plunger: Brass)*
Stifthülse: Messing	*(Barrel: Brass)*
Feder: Edelstahl	*(Spring: Stainless Steel)*
Beschichtung: Nickel, vergoldet	*(Plating: Au over Ni)*
Nennstrom: 1 A	*(Rated Current: 1 A)*
Kontaktwiderstand: < 100 mΩ	*(Contact Resistance: < 100 mΩ*
Kontakte: 5	*(No. of contacts: 5)*
Minimum Raster: 2,54 mm	*(Minimum Centers: 2,54 mm)*
Max Hub: 2,80 mm	*(Max. travel: 2,80 mm)*
Empfohlener Hub: 2,60 mm	*(Recommended travel: 2,60 mm)*
Federkraft: 1,2 N bei Nennfederweglänge	*(Spring Force: 1,2 N @ working height)*
Anschluss: SMD	*(Connection: SMD)*

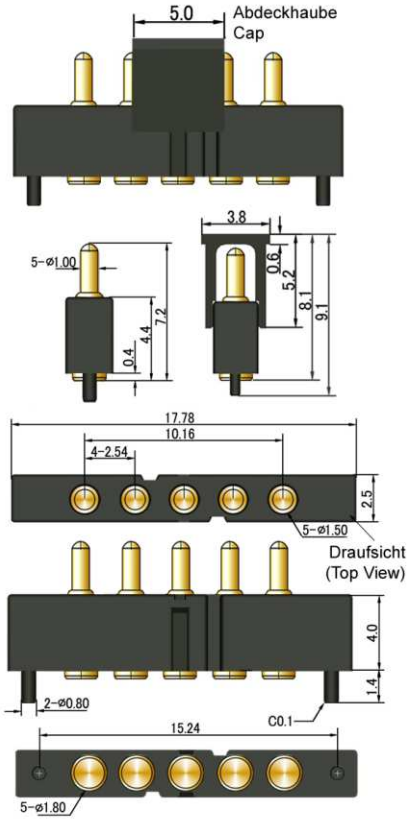

UEBK – 12901

Gehäuse: Schwarz LCP E130i	*(Frame: Black LCP E130i)*
Kolben: Messing	*(Plunger: Brass)*
Stifthülse: Messing	*(Barrel: Brass)*
Feder: Federstahl	*(Spring: Spring Steel)*
Beschichtung: Nickel, vergoldet	*(Plating: Au over Ni)*
Nennstrom: 1 A	*(Rated Current: 1 A)*
Kontaktwiderstand: < 50 mΩ	*(Contact Resistance: < 50 mΩ*
Kontakte: 6	*(No. of contacts: 6)*
Minimum Raster: 2,54 mm	*(Minimum Centers: 2,54 mm)*
Max Hub: 1,10 mm	*(Max. travel: 1,10 mm)*
Empfohlener Hub: 1,00 mm	*(Recommended travel: 1,00 mm)*
Federkraft: 1,3 N bei Nennfederweglänge	*(Spring Force: 1,3 N @ working height)*
Anschluss: SMD	*(Connection: SMD)*

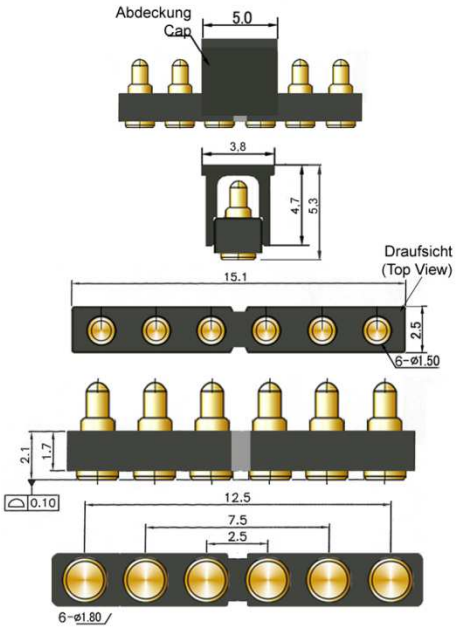

© 2016 uwe electronic GmbH • Inselkammerstr. 10 • 82008 Unterhaching
Tel. +49 (0)89 – 44 11 90 0

UEBK – 13009

Gehäuse: LCP (UL94V-0)	*(Frame: LCP (UL94V-0))*
Kolben: Messing	*(Plunger: Brass)*
Stifthülse: Messing	*(Barrel: Brass)*
Feder: Federstahl	*(Spring: Spring Steel)*
Beschichtung: Nickel, vergoldet	*(Plating: Au over Ni)*
Nennstrom: 2 A	*(Rated Current: 2 A)*
Kontaktwiderstand: < 50 mΩ	*(Contact Resistance: < 50 mΩ*
Kontakte: 6	*(No. of contacts: 6)*
Minimum Raster: 2,54 mm	*(Minimum Centers: 2,54 mm)*
Max Hub: 1,40 mm	*(Max. travel: 1,40 mm)*
Empfohlener Hub: 0,70 mm	*(Recommended travel: 0,70 mm)*
Federkraft: 1,5 N bei Nennfederweglänge	*(Spring Force: 1,5 N @ working height)*
Anschluss: SMD	*(Connection: SMD)*

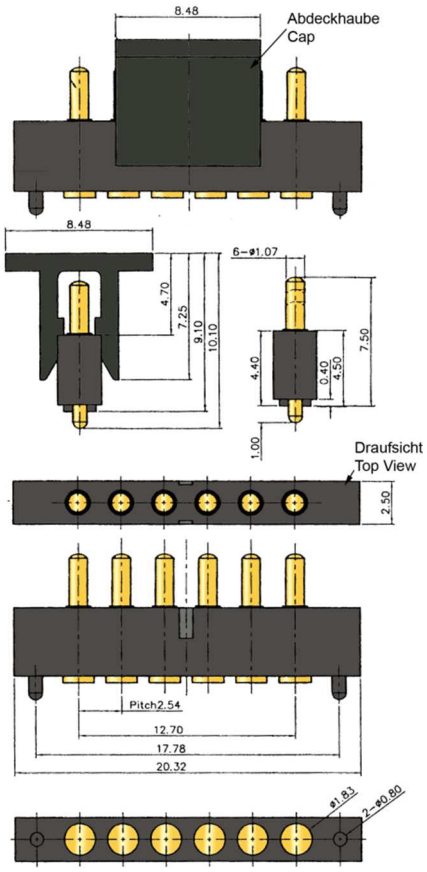

UEBK – 12753

Gehäuse: Schwarz PBT +30% GF (UL94V-0)	*(Frame: Black PBT + 30% GF (UL94V-0))*
Kolben: Messing	*(Plunger: Brass)*
Stifthülse: Messing	*(Barrel: Brass)*
Feder: Federstahl	*(Spring: Spring Steel)*
Beschichtung: Nickel, vergoldet	*(Plating: Au over Ni)*
Nennstrom: 1 A	*(Rated Current: 1 A)*
Kontaktwiderstand: < 50 mΩ	*(Contact Resistance: < 50 mΩ*
Kontakte: 6	*(No. of contacts: 6)*
Minimum Raster: 3,50 mm	*(Minimum Centers: 3,50 mm)*
Max Hub: 2,50 mm	*(Max. travel: 2,50 mm)*
Empfohlener Hub: 1,50 mm	*(Recommended travel: 1,50 mm)*
Federkraft: 1,2 N bei Nennfederweglänge	*(Spring Force: 1,2 N @ working height)*
Anschluss: SMD, Fixierpin	*(Connection: SMD, centering pin)*

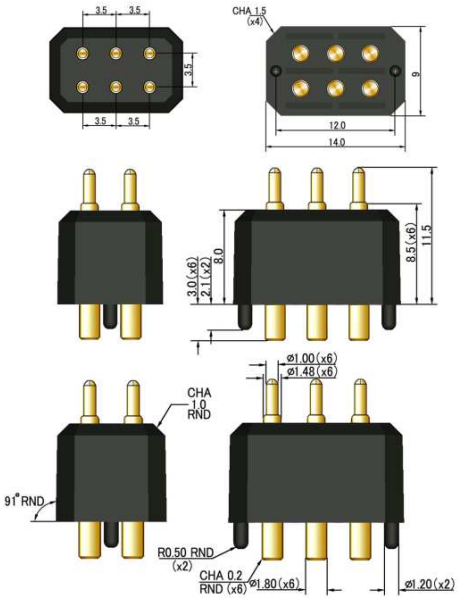

© 2017 uwe electronic GmbH • Inselkammerstr. 10 • 82008 Unterhaching
Tel. +49 (0)89 – 44 11 90 0

4. Federkontaktleisten / spring loaded connectors

UEBK – 12674

Gehäuse: Thermoplastik UL94V-0	*(Frame: Thermoplastic UL94V-0)*
Kolben: Kupferlegierung	*(Plunger: Copper alloy gold plated)*
Stifthülse: Kupferlegierung	*(Barrel: Cu-Al)*
Feder: Beryllium - Kupfer	*(Spring: Cu-Be, gold plated)*
Beschichtung: Nickel, vergoldet	*(Plating: Au over Ni)*
Nennstrom: 2 A	*(Rated Current: 2A)*
Kontaktwiderstand: < 20 mΩ	*(Contact Resistance: < 20 mΩ*
Kontakte: 6	*(No. of contacts: 6)*
Minimum Raster: 2,54 mm	*(Minimum Centers: 2,54 mm)*
Max Hub: 1,14 mm	*(Max. travel: 1,14 mm)*
Empfohlener Hub: 0,55 mm	*(Recommended travel: 0,55 mm)*
Federkraft: 0,6 N bei Nennfederweglänge	*(Spring Force: 0,6 N @ working height)*
Anschluss: THT	*(Connection: THT)*



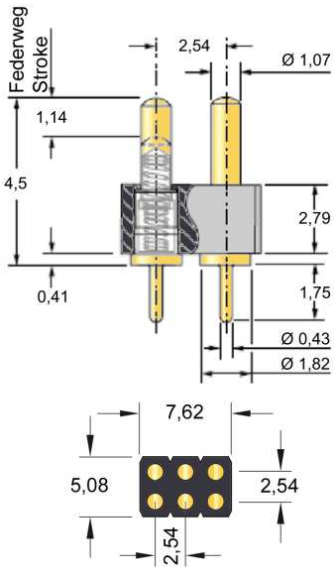

UEBK – 12553

Gehäuse: PBT + GF 30% (UL94V-0)	*(Frame: PBT + GF 30% (UL94V-0))*
Kolben: Messing	*(Plunger: Brass)*
Stifthülse: Messing	*(Barrel: Brass)*
Feder: Edelstahl	*(Spring: Stainless steel)*
Beschichtung: Nickel, vergoldet	*(Plating: Au over Ni)*
Nennstrom: 1 A	*(Rated Current: 1 A)*
Kontaktwiderstand: < 40 mΩ	*(Contact Resistance: < 40 mΩ*
Kontakte: 8, 2 Kontakte voreilend	*(No. of contacts: 8, 2 pin first made/ last brake)*
Minimum Raster: 1,91 mm	*(Minimum Centers: 1,91 mm)*
Max Hub: 1,80 mm; voreilende 2,30 mm	*(Max. travel: 1,80 mm; in advance 2,30 mm)*
Empfohlener Hub: 1,40 mm; voreilende 1,90 mm	*(Recommended travel: 1,40 mm; in advance 1,9 mm)*
Federkraft: 0,35 – 0,55 N bei Nennfederweglänge	*(Spring Force: 0,35 – 0,55 N@ working height)*
Anschluss: THT 90°	*(Connection: THT 90°)*

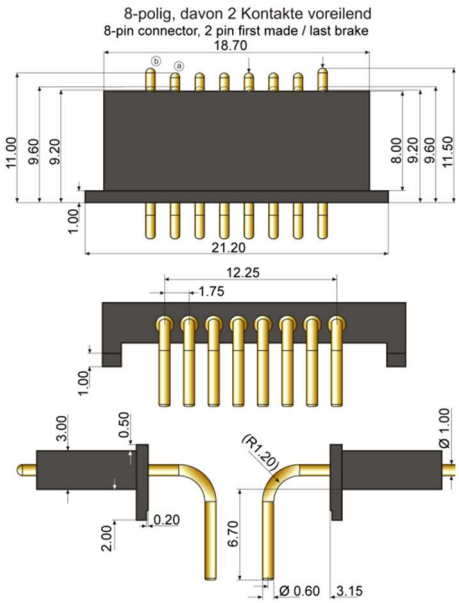

© 2016 uwe electronic GmbH • Inselkammerstr. 10 • 82008 Unterhaching
Tel. +49 (0)89 – 44 11 90 0

UEBK – 12666

Gehäuse: Schwarz HTN (UL94V-0)	*(Frame: Black HTN (UL9V-0))*
Kolben: Messing	*(Plunger: Brass)*
Stifthülse: Beryllium - Kupfer	*(Barrel: Beryllium - Copper)*
Feder: Edelstahl	*(Spring: Stainless steel)*
Beschichtung: Nickel, vergoldet	*(Plating: Au over Ni)*
Nennstrom: 3 A	*(Rated Current: 3 A)*
Kontaktwiderstand: < 100 mΩ	*(Contact Resistance: < 100 mΩ*
Kontakte: 14	*(No. of contacts: 14)*
Minimum Raster: 2,54 mm	*(Minimum Centers: 2,54 mm)*
Max Hub: 3,50 mm	*(Max. travel: 3,50 mm)*
Empfohlener Hub: 2,00 mm	*(Recommended travel: 2,00 mm)*
Federkraft: 1,0 N bei Nennfederweglänge	*(Spring Force: 1,0 N @ working height)*
Anschluss: THT	*(Connection: THT)*

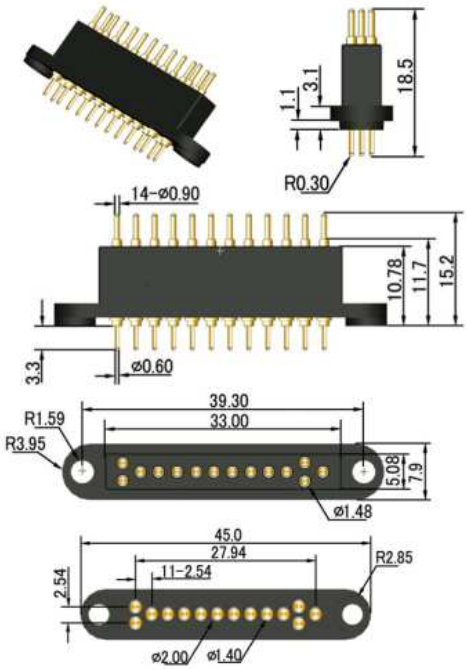

© 2017 uwe electronic GmbH • Inselkammerstr. 10 • 82008 Unterhaching
Tel. +49 (0)89 – 44 11 90 0

5. Federkontakte Baugruppen / Spring loaded connector sets

UEBK – 30261 | UEBK – 30262

Gehäuse: Polycarbonat	*(Frame: Polycarbonate)*
Kolben: Messing	*(Plunger: Brass)*
Stifthülse: Messing	*(Barrel: Brass)*
Feder: Edelstahl	*(Spring: Stainless steel)*
Beschichtung: Nickel, vergoldet	*(Plating: Au over Ni)*
Nennstrom: 3 A	*(Rated Current: 3 A)*
Kontaktwiderstand: < 30 mΩ	*(Contact Resistance: < 30 mΩ)*
Kontakte: 2	*(No. of contacts: 2)*
Minimum Raster: 3,00 mm	*(Minimum Centers: 3,00 mm)*
Max Hub: 2,65 mm	*(Max. travel: 2,65 mm)*
Empfohlener Hub: 1,35 – 1,75 mm	*(Recommended travel: 1,35 – 1,75 mm)*
Federkraft: 1,0 N bei Nennfederweglänge	*(Spring Force: 1,0 N @ working height)*
Für Kabel: max Ø 1,4 mm²	*(for cable: max Ø 1,4 mm²)*
Verwendeter Batteriekontakt: UEBK-30271 ← Seite 33	*Used battery contact: UEBK-30271 ← Page 33*

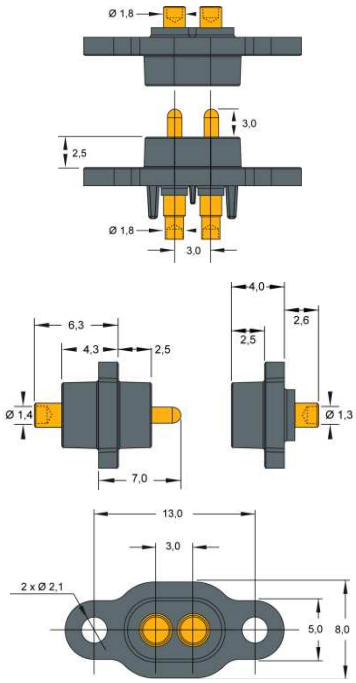

UEBK – 30252 | UEBK – 30253

Gehäuse: Polycarbonat	*(Frame: Polycarbonate)*
Kolben: Messing	*(Plunger: Brass)*
Stifthülse: Messing	*(Barrel: Brass)*
Feder: Edelstahl	*(Spring: Stainless steel)*
Beschichtung: Nickel, vergoldet	*(Plating: Au over Ni)*
Nennstrom: 3 A	*(Rated Current: 3 A)*
Kontaktwiderstand: < 25 mΩ	*(Contact Resistance: < 25 mΩ)*
Kontakte: 2	*(No. of contacts: 2)*
Minimum Raster: 7,00 mm	*(Minimum Centers: 7,00 mm)*
Max Hub: 2,65 mm	*(Max. travel: 2,65 mm)*
Empfohlener Hub: 1,35 – 1,75 mm	*(Recommended travel: 1,35 – 1,75 mm)*
Federkraft: 1,2 N bei Nennfederweglänge	*(Spring Force: 1,2 N @ working height)*
Für Kabel: max Ø 1,4 mm²	*(for cable: max Ø 1,4 mm²)*
Verwendeter Batteriekontakt: UEBK-30287 ← Seite 32	*Used battery contact: UEBK-30287 ← Page 32*

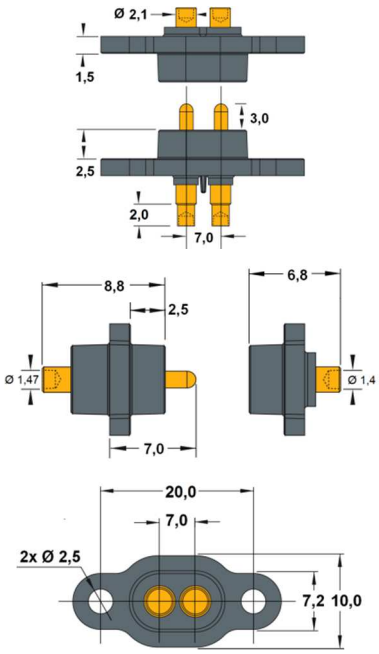

© 2016 uwe electronic GmbH • Inselkammerstr. 10 • 82008 Unterhaching
Tel. +49 (0)89 – 44 11 90 0

UEBK – 30303 | UEBK – 30253

Gehäuse: Polycarbonat	*(Frame: Polycarbonate)*
Kolben: Messing	*(Plunger: Brass)*
Stifthülse: Messing	*(Barrel: Brass)*
Feder: Edelstahl	*(Spring: Stainless steel)*
Beschichtung: Nickel, vergoldet	*(Plating: Au over Ni)*
Nennstrom: 10 A	*(Rated Current: 10 A)*
Kontaktwiderstand: < 25 mΩ	*(Contact Resistance: < 25 mΩ)*
Kontakte: 2	*(No. of contacts: 2)*
Minimum Raster: 7,00 mm	*(Minimum Centers: 7,00 mm)*
Max Hub: 2,65 mm	*(Max. travel: 2,65 mm)*
Empfohlener Hub: 1,35 – 1,75 mm	*(Recommended travel: 1,35 – 1,75 mm)*
Federkraft: 1,2 N bei Nennfederweglänge	*(Spring Force: 1,2 N @ working height)*
Für Kabel: max Ø 1,4 mm²	*(for cable: max Ø 1,4 mm²)*
Verwendeter Batteriekontakt: UEBK-30304 ← Seite 33	*Used battery contact: UEBK-30304 ← Page 33*

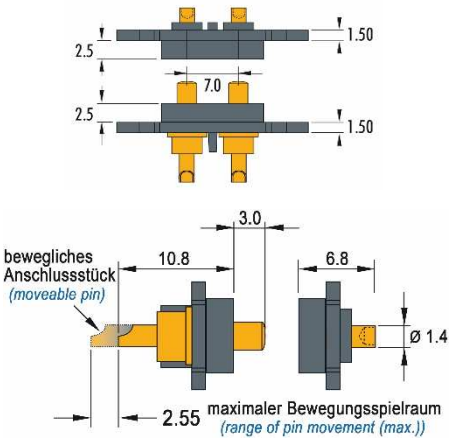

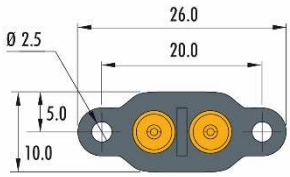

UEBK – 30263 | UEBK – 30264

Gehäuse: Polycarbonat	*(Frame: Polycarbonate)*
Kolben: Messing	*(Plunger: Brass)*
Stifthülse: Messing	*(Barrel: Brass)*
Feder: Edelstahl	*(Spring: Stainless steel)*
Beschichtung: Nickel, vergoldet	*(Plating: Au over Ni)*
Nennstrom: 3 A	*(Rated Current: 3 A)*
Kontaktwiderstand: < 30 mΩ	*(Contact Resistance: < 30 mΩ)*
Kontakte: 3	*(No. of contacts: 3)*
Minimum Raster: 3,00 mm	*(Minimum Centers: 3,00 mm)*
Max Hub: 2,65 mm	*(Max. travel: 2,65 mm)*
Empfohlener Hub: 1,35 – 1,75 mm	*(Recommended travel: 1,35 – 1,75 mm)*
Federkraft: 1,0 N bei Nennfederweglänge	*(Spring Force: 1,0 N @ working height)*
Für Kabel: max Ø 1,4 mm²	*(for cable: max Ø 1,4 mm²)*
Verwendeter Batteriekontakt: UEBK-30271 ← Seite 33	*Used battery contact: UEBK-30271 ← Page 33*

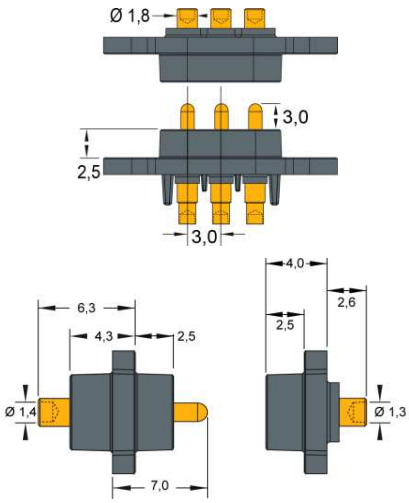

© 2017 uwe electronic GmbH • Inselkammerstr. 10 • 82008 Unterhaching
Tel. +49 (0)89 – 44 11 90 0

5. Federkontakte Baugruppen / Spring loaded connector sets

UEBK – 30285 | UEBK – 30286

Gehäuse: Polycarbonat	*(Frame: Polycarbonate)*
Kolben: Messing	*(Plunger: Brass)*
Stifthülse: Messing	*(Barrel: Brass)*
Feder: Edelstahl	*(Spring: Stainless steel)*
Beschichtung: Nickel, vergoldet	*(Plating: Au over Ni)*
Nennstrom: 3 A	*(Rated Current: 3 A)*
Kontaktwiderstand: < 25 mΩ	*(Contact Resistance: < 25 mΩ)*
Kontakte: 3	*(No. of contacts: 3)*
Minimum Raster: 7,00 mm	*(Minimum Centers: 7,00 mm)*
Max Hub: 2,65 mm	*(Max. travel: 2,65 mm)*
Empfohlener Hub: 1,35 – 1,75 mm	*(Recommended travel: 1,35 – 1,75 mm)*
Federkraft: 1,2 N bei Nennfederweglänge	*(Spring Force: 1,2 N @ working height)*
Für Kabel: max Ø 1,4 mm²	*(for cable: max Ø 1,4 mm²)*
Verwendeter Batteriekontakt: UEBK-30287 ← Seite 32	*Used battery contact: UEBK-30287 ← Page 32*

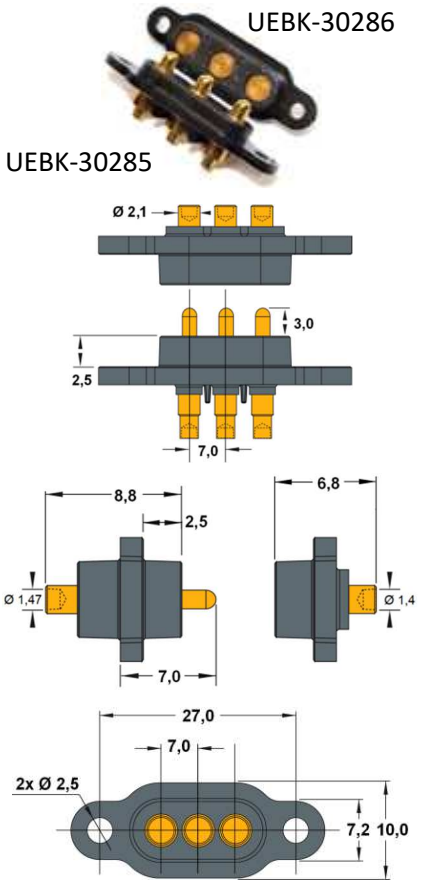

UEBK – 30302 | UEBK – 30286

Gehäuse: Polycarbonat	*(Frame: Polycarbonate)*
Kolben: Messing	*(Plunger: Brass)*
Stifthülse: Messing	*(Barrel: Brass)*
Feder: Edelstahl	*(Spring: Stainless steel)*
Beschichtung: Nickel, vergoldet	*(Plating: Au over Ni)*
Nennstrom: 10 A	*(Rated Current: 10 A)*
Kontaktwiderstand: < 25 mΩ	*(Contact Resistance: < 25 mΩ)*
Kontakte: 3	*(No. of contacts: 3)*
Minimum Raster: 7,00 mm	*(Minimum Centers: 7,00 mm)*
Max Hub: 2,65 mm	*(Max. travel: 2,65 mm)*
Empfohlener Hub: 1,35 – 1,75 mm	*(Recommended travel: 1,35 – 1,75 mm)*
Federkraft: 1,2 N bei Nennfederweglänge	*(Spring Force: 1,2 N @ working height)*
Für Kabel: max Ø 1,4 mm²	*(for cable: max Ø 1,4 mm²)*
Verwendeter Batteriekontakt: UEBK-30304 ← Seite 33	*Used battery contact: UEBK-30304 ← Page 33*

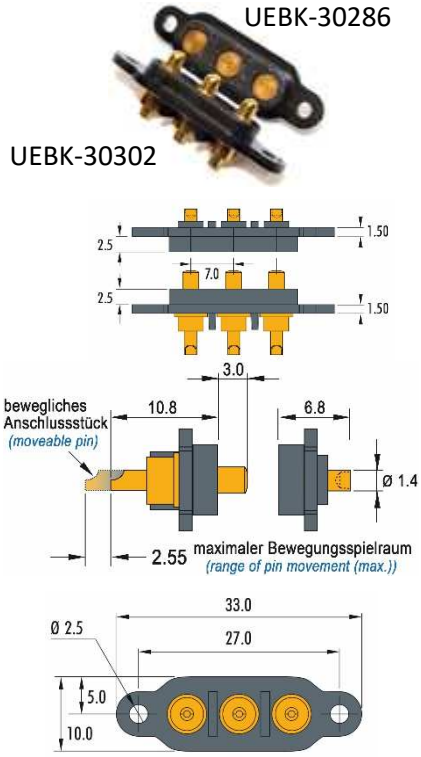

© 2016 uwe electronic GmbH • Inselkammerstr. 10 • 82008 Unterhaching
Tel. +49 (0)89 – 44 11 90 0

UEBK – 30265 | UEBK – 30266

Gehäuse: Polycarbonat	*(Frame: Polycarbonate)*
Kolben: Messing	*(Plunger: Brass)*
Stifthülse: Messing	*(Barrel: Brass)*
Feder: Edelstahl	*(Spring: Stainless steel)*
Beschichtung: Nickel, vergoldet	*(Plating: Au over Ni)*
Nennstrom: 3 A Gleichstrom	*(Rated Current: 3 A DC)*
Kontaktwiderstand: < 30 mΩ	*(Contact Resistance: < 30 mΩ)*
Kontakte: 4	*(No. of contacts: 4)*
Minimum Raster: 3,00 mm	*(Minimum Centers: 3,00 mm)*
Max Hub: 2,65 mm	*(Max. travel: 2,65 mm)*
Empfohlener Hub: 1,35 – 1,75 mm	*(Recommended travel: 1,35 – 1,75 mm)*
Federkraft: 1,0 N bei Nennfederweglänge	*(Spring Force: 1,0 N @ working height)*
Für Kabel: max Ø 1,4 mm²	*(for cable: max Ø 1,4 mm²)*
Verwendeter Batteriekontakt: UEBK-30271 ← Seite 33	*Used battery contact: UEBK-30271 ← Page 33*

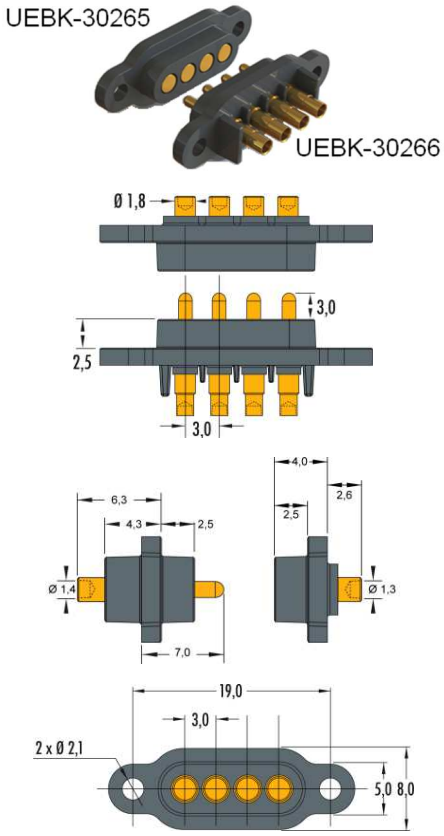

UEBK – 30254 | UEBK - 30255

Gehäuse: Polycarbonat	*(Frame: Polycarbonate)*
Kolben: Messing	*(Plunger: Brass)*
Stifthülse: Messing	*(Barrel: Brass)*
Feder: Edelstahl	*(Spring: Stainless steel)*
Beschichtung: Nickel, vergoldet	*(Plating: Au over Ni)*
Nennstrom: 3 A Gleichstrom	*(Rated Current: 3 A DC)*
Kontaktwiderstand: < 25 mΩ	*(Contact Resistance: < 25 mΩ)*
Kontakte: 4	*(No. of contacts: 4)*
Minimum Raster: 7,00 mm	*(Minimum Centers: 7,00 mm)*
Max Hub: 2,65 mm	*(Max. travel: 2,65 mm)*
Empfohlener Hub: 1,35 – 1,75 mm	*(Recommended travel: 1,35 – 1,75 mm)*
Federkraft: 1,2 N bei Nennfederweglänge	*(Spring Force: 1,2 N @ working height)*
Für Kabel: max Ø 1,4 mm²	*(for cable: max Ø 1,4 mm²)*
Verwendeter Batteriekontakt: UEBK-30287 ← Seite 32	*Used battery contact: UEBK-30287 ← Page 32*

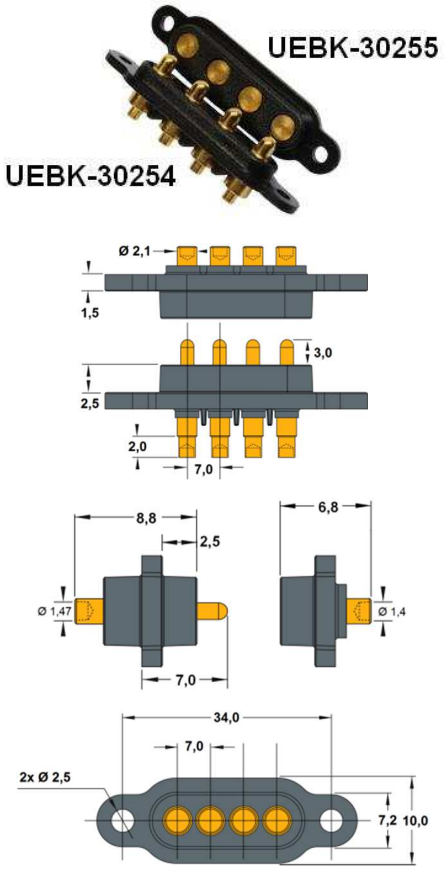

© 2017 uwe electronic GmbH • Inselkammerstr. 10 • 82008 Unterhaching
Tel. +49 (0)89 – 44 11 90 0

5. Federkontakte Baugruppen / Spring loaded connector sets

UEBK – 30301 | UEBK - 30255

Gehäuse: Polycarbonat	*(Frame: Polycarbonate)*
Kolben: Messing	*(Plunger: Brass)*
Stifthülse: Messing	*(Barrel: Brass)*
Feder: Edelstahl	*(Spring: Stainless steel)*
Beschichtung: Nickel, vergoldet	*(Plating: Au over Ni)*
Nennstrom: 10 A	*(Rated Current: 10 A)*
Kontaktwiderstand: < 25 mΩ	*(Contact Resistance: < 25 mΩ)*
Kontakte: 4	*(No. of contacts: 4)*
Minimum Raster: 7,00 mm	*(Minimum Centers: 7,00 mm)*
Max Hub: 2,65 mm	*(Max. travel: 2,65 mm)*
Empfohlener Hub: 1,35 – 1,75 mm	*(Recommended travel: 1,35 – 1,75 mm)*
Federkraft: 1,2 N bei Nennfederweglänge	*(Spring Force: 1,2 N @ working height)*
Für Kabel: max Ø 1,4 mm²	*(for cable: max Ø 1,4 mm²)*
Verwendeter Batteriekontakt: UEBK-30304 ← Seite 33	*Used battery contact: UEBK-30304 ← Page 33*

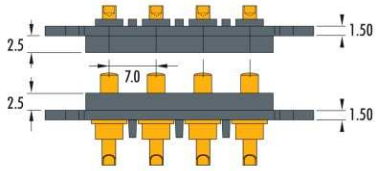

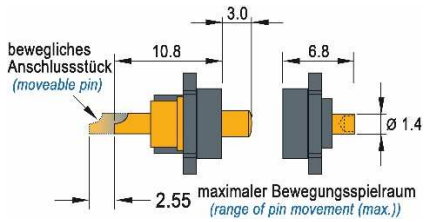

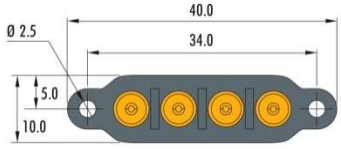

UEBK – 30267 | UEBK - 30268

Gehäuse: Polycarbonat	*(Frame: Polycarbonate)*
Kolben: Messing	*(Plunger: Brass)*
Stifthülse: Messing	*(Barrel: Brass)*
Feder: Edelstahl	*(Spring: Stainless steel)*
Beschichtung: Nickel, vergoldet	*(Plating: Au over Ni)*
Nennstrom: 3 A	*(Rated Current: 3 A)*
Kontaktwiderstand: < 30 mΩ	*(Contact Resistance: < 30 mΩ)*
Kontakte: 5	*(No. of contacts: 5)*
Minimum Raster: 3,00 mm	*(Minimum Centers: 3,00 mm)*
Max Hub: 2,65 mm	*(Max. travel: 2,65 mm)*
Empfohlener Hub: 1,35 – 1,75 mm	*(Recommended travel: 1,35 – 1,75 mm)*
Federkraft: 1,0 N bei Nennfederweglänge	*(Spring Force: 1,0 N @ working height)*
Für Kabel: max Ø 1,4 mm²	*(for cable: max Ø 1,4 mm²)*
Verwendeter Batteriekontakt: UEBK-30271 ← Seite 33	*Used battery contact: UEBK-30271 ← Page 33*

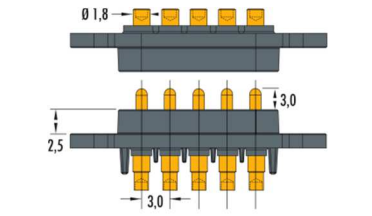

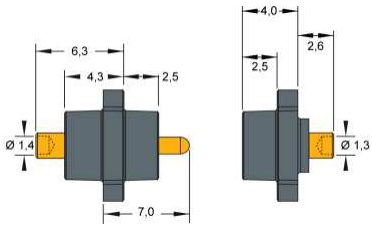

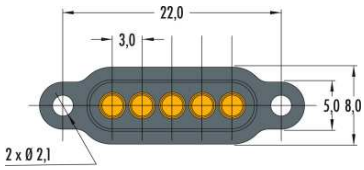

© 2016 uwe electronic GmbH • Inselkammerstr. 10 • 82008 Unterhaching
Tel. +49 (0)89 – 44 11 90 0

UEBK – 30256 | UEBK - 30257

Gehäuse: Polycarbonat	*(Frame: Polycarbonate)*
Kolben: Messing	*(Plunger: Brass)*
Stifthülse: Messing	*(Barrel: Brass)*
Feder: Edelstahl	*(Spring: Stainless steel)*
Beschichtung: Nickel, vergoldet	*(Plating: Au over Ni)*
Nennstrom: 3 A	*(Rated Current: 3 A)*
Kontaktwiderstand: < 25 mΩ	*(Contact Resistance: < 25 mΩ)*
Kontakte: 5	*(No. of contacts: 5)*
Minimum Raster: 7,00 mm	*(Minimum Centers: 7,00 mm)*
Max Hub: 2,65 mm	*(Max. travel: 2,65 mm)*
Empfohlener Hub: 1,35 – 1,75 mm	*(Recommended travel: 1,35 – 1,75 mm)*
Federkraft: 1,2 N bei Nennfederweglänge	*(Spring Force: 1,2 N @ working height)*
Für Kabel: max Ø 1,4 mm²	*(for cable: max Ø 1,4 mm²)*
Verwendeter Batteriekontakt: UEBK-30287 ← Seite 32	*Used battery contact: UEBK-30287 ← Page 32*

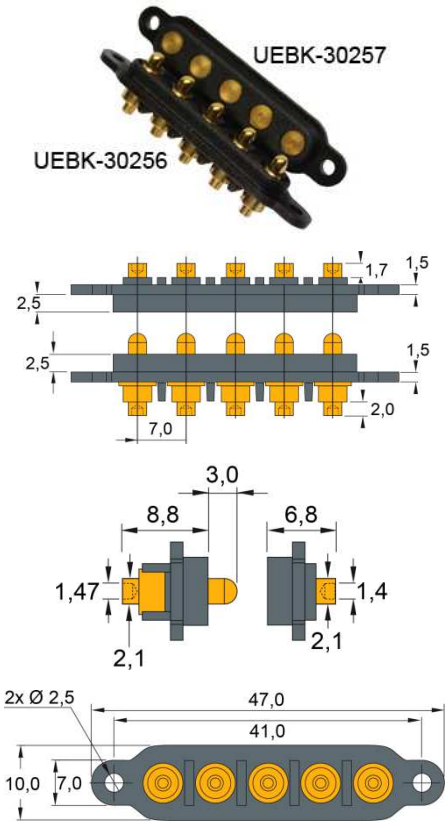

UEBK – 30300 | UEBK - 30257

Gehäuse: Polycarbonat	*(Frame: Polycarbonate)*
Kolben: Messing	*(Plunger: Brass)*
Stifthülse: Messing	*(Barrel: Brass)*
Feder: Edelstahl	*(Spring: Stainless steel)*
Beschichtung: Nickel, vergoldet	*(Plating: Au over Ni)*
Nennstrom: 10 A	*(Rated Current: 10 A)*
Kontaktwiderstand: < 25 mΩ	*(Contact Resistance: < 25 mΩ)*
Kontakte: 5	*(No. of contacts: 5)*
Minimum Raster: 7,00 mm	*(Minimum Centers: 7,00 mm)*
Max Hub: 2,65 mm	*(Max. travel: 2,65 mm)*
Empfohlener Hub: 1,35 – 1,75 mm	*(Recommended travel: 1,35 – 1,75 mm)*
Federkraft: 1,2 N bei Nennfederweglänge	*(Spring Force: 1,2 N @ working height)*
Für Kabel: max Ø 1,4 mm²	*(for cable: max Ø 1,4 mm²)*
Verwendeter Batteriekontakt: UEBK-30304 ← Seite 33	*Used battery contact: UEBK-30304 ← Page 33*

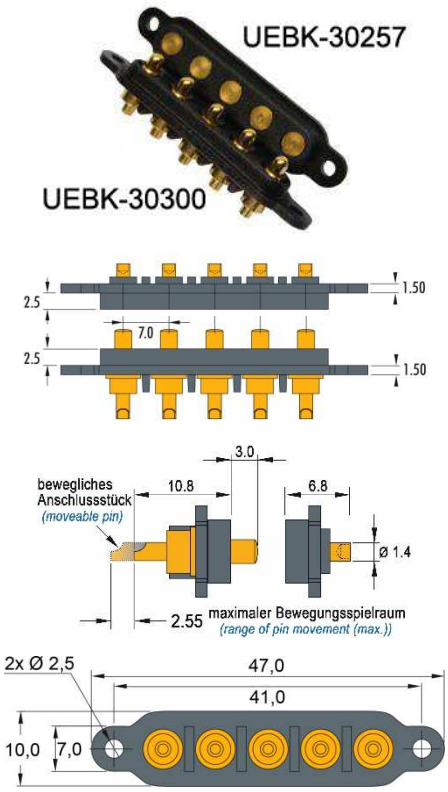

© 2017 uwe electronic GmbH • Inselkammerstr. 10 • 82008 Unterhaching
Tel. +49 (0)89 – 44 11 90 0

5. Federkontakte Baugruppen / Spring loaded connector sets

UEBK – 30269 | UEBK - 30270

Gehäuse: Polycarbonat	*(Frame: Polycarbonate)*
Kolben: Messing	*(Plunger: Brass)*
Stifthülse: Messing	*(Barrel: Brass)*
Feder: Edelstahl	*(Spring: Stainless steel)*
Beschichtung: Nickel, vergoldet	*(Plating: Au over Ni)*
Nennstrom: 3 A	*(Rated Current: 3 A)*
Kontaktwiderstand: < 30 mΩ	*(Contact Resistance: < 30 mΩ)*
Kontakte: 6	*(No. of contacts: 6)*
Minimum Raster: 3,00 mm	*(Minimum Centers: 3,00 mm)*
Max Hub: 2,65 mm	*(Max. travel: 2,65 mm)*
Empfohlener Hub: 1,35 – 1,75 mm	*(Recommended travel: 1,35 – 1,75 mm)*
Federkraft: 1,0 N bei Nennfederweglänge	*(Spring Force: 1,0 N @ working height)*
Für Kabel: max Ø 1,4 mm²	*(for cable: max Ø 1,4 mm²)*
Verwendeter Batteriekontakt: UEBK-30271 ← Seite 33	*Used battery contact: UEBK-30271 ← Page 33*

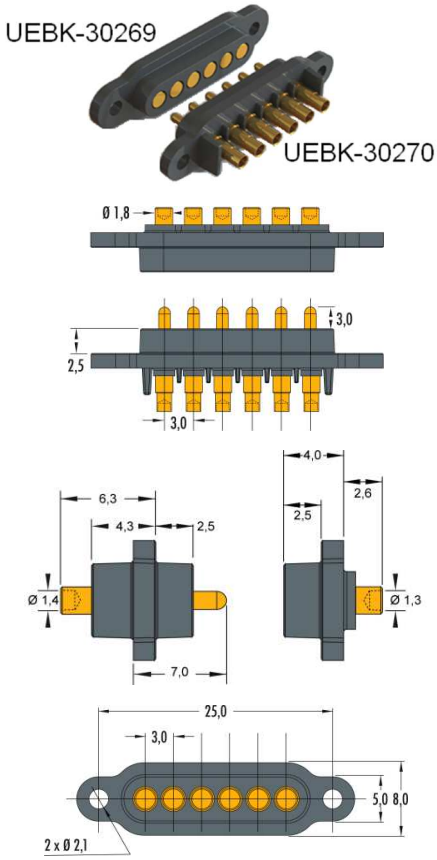

UEBK – 30258 | UEBK - 30259

Gehäuse: Polycarbonat	*((Frame: Polycarbonate)*
Kolben: Messing	*(Plunger: Brass)*
Stifthülse: Messing	*(Barrel: Brass)*
Feder: Edelstahl	*(Spring: Stainless steel)*
Beschichtung: Nickel, vergoldet	*(Plating: Au over Ni)*
Nennstrom: 3 A	*(Rated Current: 3 A)*
Kontaktwiderstand: < 25 mΩ	*(Contact Resistance: < 25 mΩ)*
Kontakte: 6	*(No. of contacts: 6)*
Minimum Raster: 7,00 mm	*(Minimum Centers: 7,00 mm)*
Max Hub: 2,65 mm	*(Max. travel: 2,65 mm)*
Empfohlener Hub: 1,35 – 1,75 mm	*(Recommended travel: 1,35 – 1,75 mm)*
Federkraft: 1,2 N bei Nennfederweglänge	*(Spring Force: 1,2 N @ working height)*
Für Kabel: max Ø 1,4 mm²	*(for cable: max Ø 1,4 mm²)*
Verwendeter Batteriekontakt: UEBK-30287 ← Seite 32	*Used battery contact: UEBK-30287 ← Page 32*

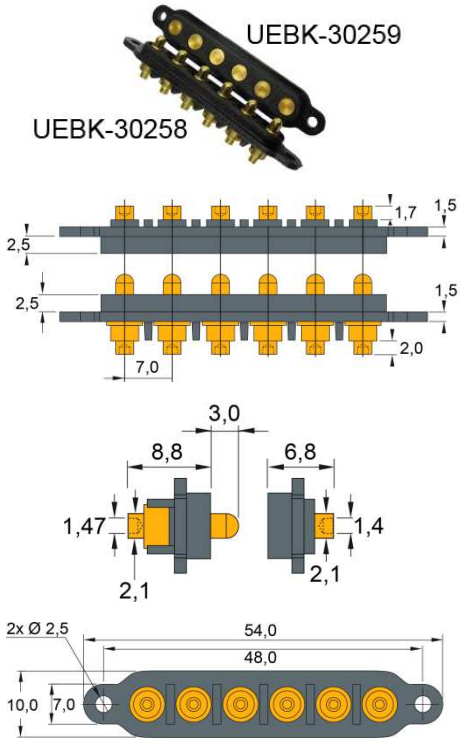

© 2016 uwe electronic GmbH • Inselkammerstr. 10 • 82008 Unterhaching
Tel. +49 (0)89 – 44 11 90 0

UEBK – 30299 | UEBK - 30259

Gehäuse: Polycarbonat	*((Frame: Polycarbonate)*
Kolben: Messing	*(Plunger: Brass)*
Stifthülse: Messing	*(Barrel: Brass)*
Feder: Edelstahl	*(Spring: Stainless steel)*
Beschichtung: Nickel, vergoldet	*(Plating: Au over Ni)*
Nennstrom: 10 A	*(Rated Current: 10 A)*
Kontaktwiderstand: < 25 mΩ	*(Contact Resistance: < 25 mΩ)*
Kontakte: 6	*(No. of contacts: 6)*
Minimum Raster: 7,00 mm	*(Minimum Centers: 7,00 mm)*
Max Hub: 2,65 mm	*(Max. travel: 2,65 mm)*
Empfohlener Hub: 1,35 – 1,75 mm	*(Recommended travel: 1,35 – 1,75 mm)*
Federkraft: 1,2 N bei Nennfederweglänge	*(Spring Force: 1,2 N @ working height)*
Für Kabel: max Ø 1,4 mm²	*(for cable: max Ø 1,4 mm²)*

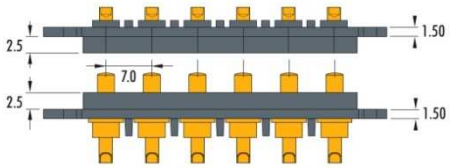

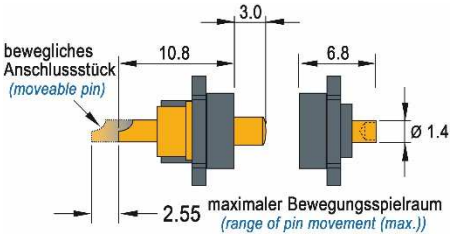

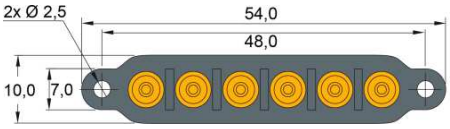

Verwendeter Batteriekontakt:	*Used battery contact:*
UEBK-30304 ← Seite 33	*UEBK-30304 ← Page 33*

© 2017 uwe electronic GmbH • Inselkammerstr. 10 • 82008 Unterhaching
Tel. +49 (0)89 – 44 11 90 0

6. Schnittstellenpins und Hülsen / Interface pins & Receptacles

IF-PI-17.8-1.9

Kopfdurchmesser: 1,83 mm	*(Head diameter: 1,83 mm)*
Anschluss: Quadrat Pfosten	(Connection: square post)
Max. Strom: 3 A	*(Max. current rating: 3 A)*
Material: Messing	*(Material: Brass)*
Beschichtung: Gold	*(Plating: Gold)*

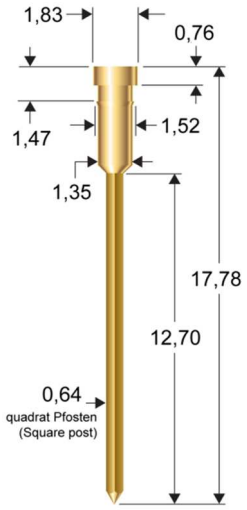

IF-PI-22.2-1.7

Kopfdurchmesser: 1,70 mm	*(Head diameter: 1,70 mm)*
Anschluss: Quadrat Pfosten	(Connection: square post)
Max. Strom: 3 A	*(Max. current rating: 3 A)*
Material: Messing	*(Material: Brass)*
Beschichtung: Gold	*(Plating: Gold)*

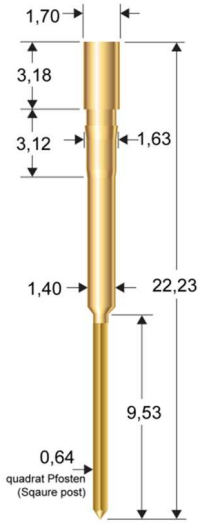

IF-PI-17.8-7.00

Kopfdurchmesser: 7,0 mm	*(Head diameter: 7,00 mm)*
Anschluss: Lötanschluss	*(Connection: solder cup)*
Max. Strom: 25 A	*(Max. current rating: 25 A)*
Material: Messing	*(Material: Brass)*
Beschichtung: Gold	*(Plating: Gold)*

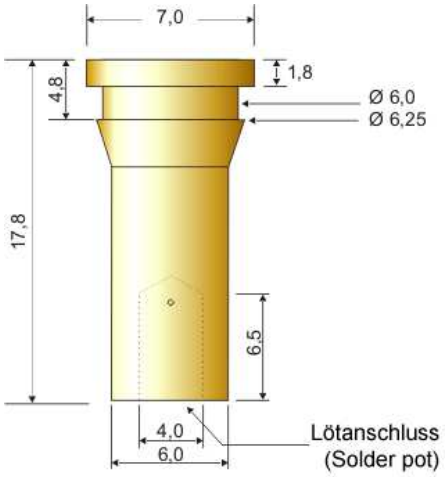

© 2016 uwe electronic GmbH • Inselkammerstr. 10 • 82008 Unterhaching
Tel. +49 (0)89 – 44 11 90 0

IF-PI-14.1-4.5

Kopfdurchmesser: 4,5 mm	*(Head diameter: 4,5 mm)*
Anschluss: Lötanschluss	*(Connection: solder cup)*
Max. Strom: 30 A	*(Max. current rating: 30 A)*
Material: Bronze	*(Material: Bronze)*
Beschichtung: Gold	*(Plating: Gold)*

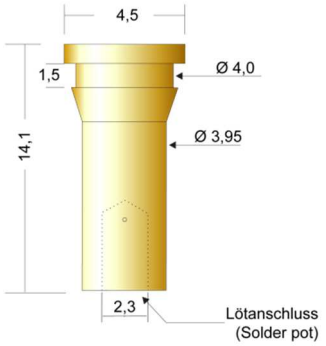

IF-PI-13.6-3.3

Kopfdurchmesser: 3,3 mm	*(Head diameter: 3,3 mm)*
Anschluss: Lötanschluss	*(Connection: solder cup)*
Max. Strom: 25 A	*(Max. current rating: 25 A)*
Material: Messing	*(Material: Brass)*
Beschichtung: Gold	*(Plating: Gold)*

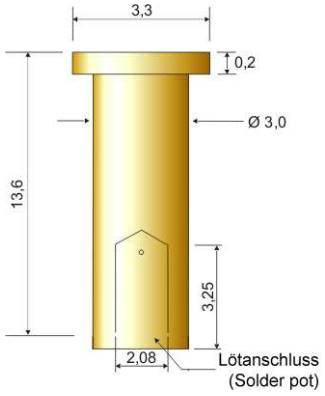

IF-PI-17.8-4.2

Kopfdurchmesser: 4,2 mm	*(Head diameter: 4.2 mm)*
Anschluss: Lötanschluss	*(Connection: solder cup)*
Max. Strom: 15 A	*(Max. current rating: 15 A)*
Material: Messing	*(Material: Brass)*
Beschichtung: Gold	*(Plating: Gold)*

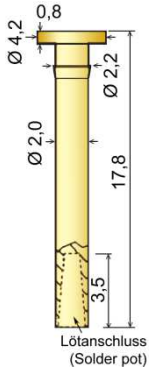

IF-PI-18.0-4.0

Kopfdurchmesser: 4,0 mm	*(Head diameter: 4.0 mm)*
Anschluss: Lötanschluss	*(Connection: solder cup)*
Max. Strom: 15 A	*(Max. current rating: 15 A)*
Material: Messing	*(Material: Brass)*
Beschichtung: Rhodium	*(Plating: Rhodium)*

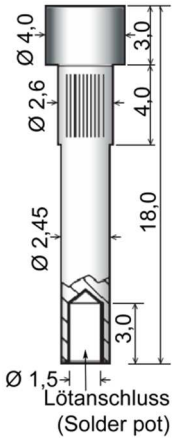

© 2017 uwe electronic GmbH • Inselkammerstr. 10 • 82008 Unterhaching
Tel. +49 (0)89 – 44 11 90 0

IF-PI-6.5-4.0

Kopfdurchmesser: 3,99 mm	*(Head diameter: 3,99 mm)*
Anschluss: Lötanschluss	*(Connection: solder cup)*
Max. Strom: 15 A	*(Max. current rating: 15 A)*
Material: Messing	*(Material: Brass)*
Beschichtung: Gold	*(Plating: Gold)*

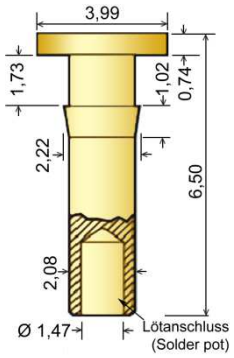

IF-PI-9.5-3.96

Kopfdurchmesser: 3,96 mm	*(Head diameter: 3,96 mm)*
Anschluss: Lötanschluss	*(Connection: solder cup)*
Max. Strom: 15 A	*(Max. current rating: 15 A)*
Material: Bronze	*(Material: Bronze)*
Beschichtung: Gold	*(Plating: Gold)*

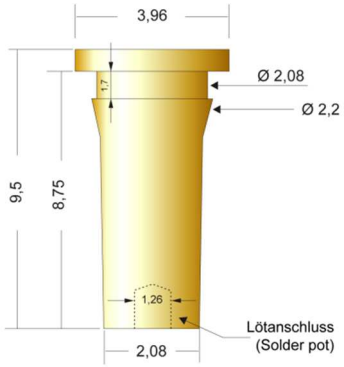

IF-PI-9.53-3.93

Kopfdurchmesser: 3,93 mm	*(Head diameter: 3,93 mm)*
Anschluss: Lötanschluss	*(Connection: solder cup)*
Max. Strom: 25 A	*(Max. current rating: 25 A)*
Material: Messing	*(Material: Brass)*
Beschichtung: Gold	*(Plating: Gold)*

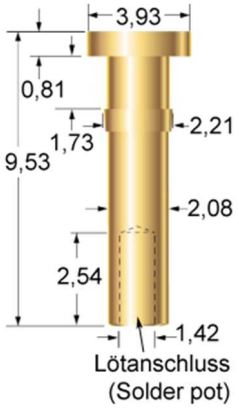

IF-PI-17.78-3.18

Kopfdurchmesser: 3,18 mm	*(Head diameter: 3,18 mm)*
Anschluss: Lötanschluss	*(Connection: solder cup)*
Max. Strom: 15 A	*(Max. current rating: 15 A)*
Material: Bronze	*(Material: Brass)*
Beschichtung: Gold	*(Plating: Gold)*



© 2016 uwe electronic GmbH • Inselkammerstr. 10 • 82008 Unterhaching
Tel. +49 (0)89 – 44 11 90 0

IF-PI-9.53-3.00

Kopfdurchmesser: 3,0 mm	*(Head diameter: 3,0 mm)*
Anschluss: Lötanschluss	*(Connection: solder cup)*
Max. Strom: 25 A	*(Max. current rating: 25 A)*
Material: Messing	*(Material: Brass)*
Beschichtung: Gold	*(Plating: Gold)*

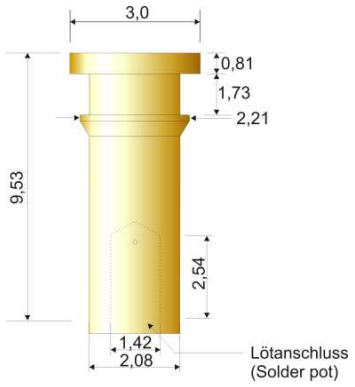

IF-PI-4.4-3.18

Kopfdurchmesser: 3,18 mm	*(Head diameter: 3,18 mm)*
Anschluss: Lötanschluss	*(Connection: solder cup)*
Max. Strom: 30 A	*(Max. current rating: 30 A)*
Material: Bronze	*(Material: Bronze)*
Beschichtung: Gold	*(Plating: Gold)*

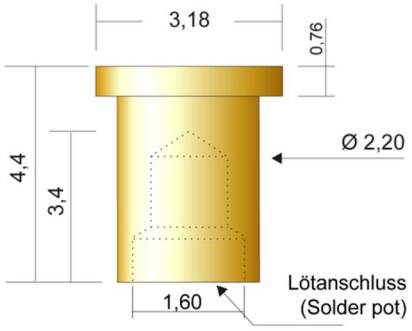

IF-PI-17.0-2.15

Kopfdurchmesser: 2,15 mm	*(Head diameter: 2,15 mm)*
Anschluss: Lötanschluss	*(Connection: solder cup)*
Max. Strom: 15 A	*(Max. current rating: 15 A)*
Material: Messing	*(Material: Brass)*
Beschichtung: Gold	*(Plating: Gold)*

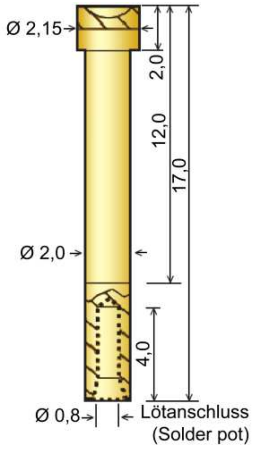

IF-PI-6.58-2.03

Kopfdurchmesser: 2,03 mm	*(Head diameter: 2,03 mm)*
Anschluss: Leiterplattenanschluss	*(Connection: PC board termination)*
max. Strom: 5 A	*(Max. current rating: 5 A)*
Material: Kupfer - Beryllium	*(Material: Copper - Beryllium)*
Beschichtung: Gold	*(Plating: Gold)*

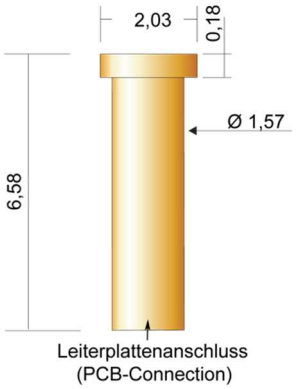

© 2017 uwe electronic GmbH • Inselkammerstr. 10 • 82008 Unterhaching
Tel. +49 (0)89 – 44 11 90 0

6. Schnittstellenpins und Hülsen / Interface pins & Receptacles

IF-PI-3.20-2.03

Kopfdurchmesser: 2,03 mm	*(Head diameter: 2,03 mm)*
Anschluss: Leiterplattenanschluss	*(Connection: PC board termination)*
Max. Strom: 5 A	*(Max. current rating: 5 A)*
Material: Kupfer – Beryllium	*(Material: Copper - Beryllium)*
Beschichtung: Gold	*(Plating: Gold)*

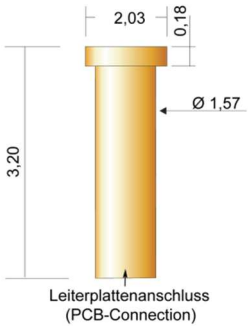

IF-PI-2.0-2.03

Kopfdurchmesser: 2,03 mm	*(Head diameter: 2,03 mm)*
Anschluss: Leiterplattenanschluss	*(Connection: PCB-connection)*
Max. Strom: 5 A	*(Max. current rating: 5 A)*
Material: Kupfer-Beryllium	*(Material: Copper-beryllium)*
Beschichtung: Gold	*(Plating: Gold)*

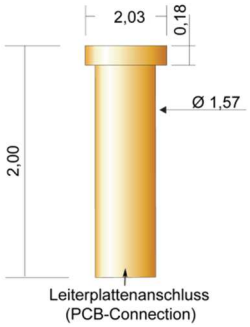

IF-PI-8.3-2.0

Kopfdurchmesser: 2,00 mm	*(Head diameter: 2,00 mm)*
Anschluss: Leiterplattenanschluss	*(Connection: PC board termination)*
Max. Strom: 5 A	*(Max. current rating: 5 A)*
Material: Kupfer-Beryllium	*(Material: Copper - Beryllium)*
Beschichtung: Gold	*(Plating: Gold)*

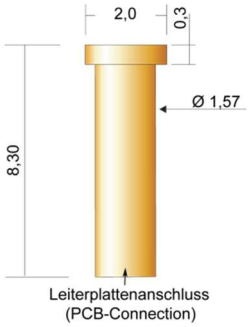

IF-PI-24.38-1.84

Kopfdurchmesser: 1,84 mm	*(Head diameter: 1,84 mm)*
Anschluss: Lötanschluss	*(Connection: solder cup)*
Max. Strom: 10 A	*(Max. current rating: 10 A)*
Material: Messing-Silber	*(Material: Brass - Silver)*
Beschichtung: Gold	*(Plating: Gold)*

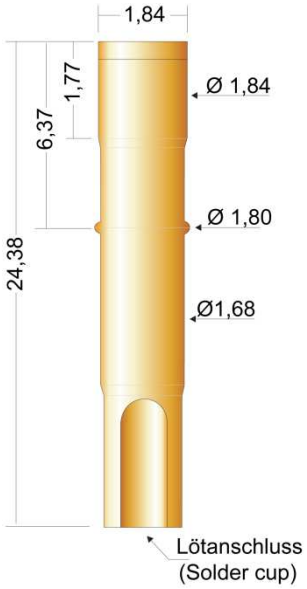

© 2016 uwe electronic GmbH • Inselkammerstr. 10 • 82008 Unterhaching
Tel. +49 (0)89 – 44 11 90 0

IF-PI-7.37-1.83

Kopfdurchmesser: 1,83 mm	*(Head diameter: 1,83 mm)*
Anschluss: Lötanschluss	*(Connection: solder cup)*
Max. Strom: 12 A	*(Max. current rating: 12 A)*
Material: Messing	*(Material: Brass)*
Beschichtung: Gold	*(Plating: Gold)*

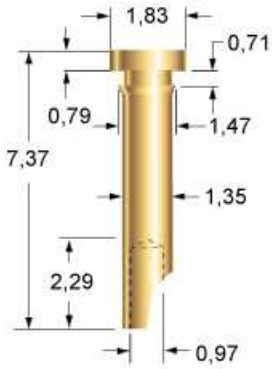

IF-PI-7.37-1.78

Kopfdurchmesser: 1,78 mm	*(Head diameter: 1,78 mm)*
Anschluss: Rundpfosten	*(Connection: tail)*
Max. Strom: 3 A	*(Max. current rating: 3 A)*
Material: Messing	*(Material: Brass)*
Beschichtung: Gold	*(Plating: Gold)*

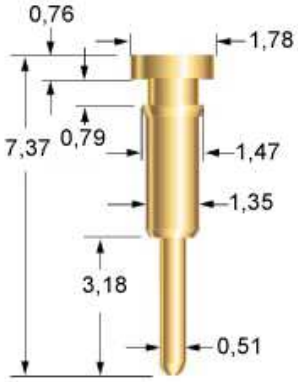

IF-PI-5.0-1.07

Kopfdurchmesser: 1,07 mm	*(Head diameter: 1,07 mm)*
Anschluss: Rundpfosten	*(Connection: tail)*
Max. Strom: 3 A	*(Max. current rating: 3 A)*
Material: Messing	*(Material: Brass)*
Beschichtung: Gold	*(Plating: Gold)*

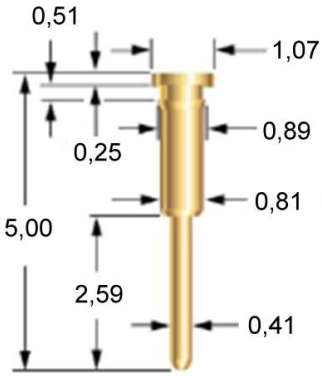

© 2017 uwe electronic GmbH • Inselkammerstr. 10 • 82008 Unterhaching
Tel. +49 (0)89 – 44 11 90 0

R-100410

Temp.- Bereich: -40°C to +240°C *(Temp.-Range: -40°C to +240°C)*
Material: Messing *(Material: Brass)*
Beschichtung: Gold *(Plating: Gold)*

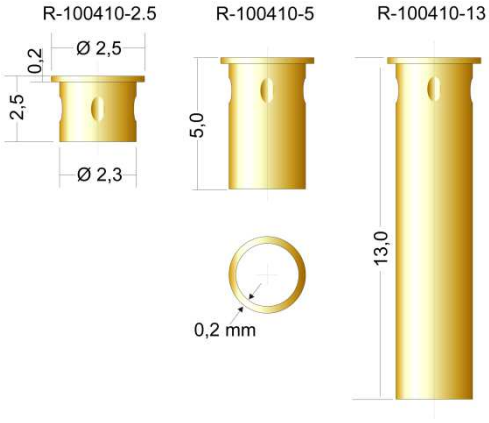

R-100737

Temp.- Bereich: -40°C to +240°C *(Temp.-Range: -40°C to +240°C)*
Material: Messing *(Material: Brass)*
Beschichtung: Gold *(Plating: Gold)*

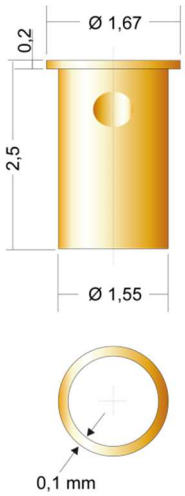

© 2016 uwe electronic GmbH • Inselkammerstr. 10 • 82008 Unterhaching
Tel. +49 (0)89 – 44 11 90 0

7. Notizen:

aus Freude am Support

Produkte, Lösungen und Beratung

we love to support you

Products, Solutions and Service

Batterie Ladekontakte
Battery Probes

uwe *electronic* GmbH

Inselkamerstr. 10
DE 82008 Unterhaching

Tel. +49 (0) 89 441190 - 0
Fax +49 (0) 89 441190 - 29
E-Mail: info@uweelectronic.de
Internet: www.uweelectronic.de