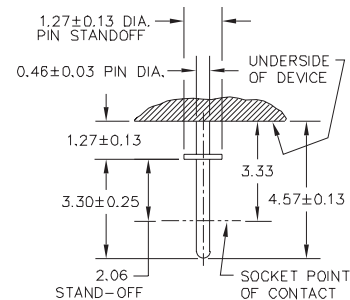
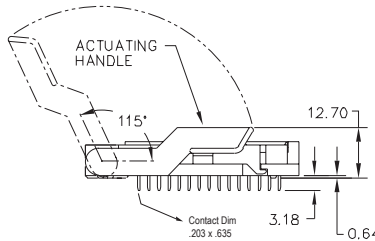
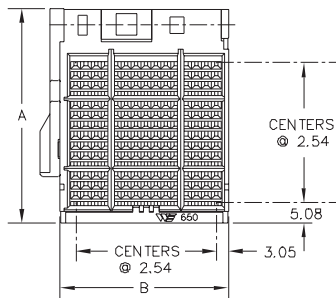





650/651 SERIES ZIF PGA

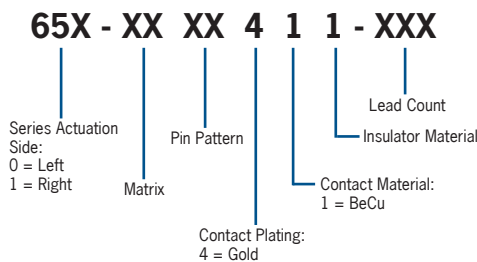
- Zero Insertion Force with normally closed contacts
- 650 Series has Left side actuation
- 651 Series has Right side actuation
- High normal force Dual Beam contacts
- Chamfered lead-in area for easy insertion of IC contacts
- Normally closed balance beam contacts maintain constant pressure on device leads.
- Designed for fully automatic loading and unloading of devices
- Stress-free socket during burn-in



Pitch e (mm)	Matrix	Socket Dimensions (mm)		Socket Width with Handle (mm)	Part Number
		Length (A)*	Width (B)		
2.54	10 X 10	40.13	30.23	35.56	65X-10XX4X1-XXX
	11 X 11	42.67	32.77	38.1	65X-11XX4X1-XXX
	12 X 12	45.21	35.31	40.64	65X-12XX4X1-XXX
	13 X 13	47.75	37.85	43.18	65X-13XX4X1-XXX
	14 X 14	50.29	40.39	45.72	65X-14XX4X1-XXX
	15 X 15	54.86	43.18	48.51	65X-15XX4X1-XXX
	16 X 16	57.40	45.72	51.05	65X-16XX4X1-XXX
	17 X 17	59.94	48.26	53.59	65X-17XX4X1-XXX
	18 X 18	62.48	50.80	56.13	65X-18XX4X1-XXX
	19 X 19	65.02	53.34	58.67	65X-19XX4X1-XXX
	20 X 20	67.56	55.88	41.21	65X-20XX4X1-XXX
21 X 21	70.10	58.42	63.75	65X-21XX4X1-XXX	

* Handle in Down Position

DESCRIPTION & ORDERING INFORMATION



MATERIALS & SPECIFICATIONS

- Socket Body: PEI or Equivalent
- Contact: Beryllium Copper Alloy
- Contact Plating: Gold over Nickel
- Contact Normal Force: 80 grams
- Contact Resistance: 15 mΩ
- Dielectric: 1000V AC (RMS) @ 1 minute
- Insulation Resistance: 10,000 MΩ @ 100V DC
- Temperature Rating: 150°C
- Current Rating: 1.0 Amps
- Durability: 5,000 cycles min.

09122009